

COUPE DE FRANCE 2013 - 07 CROIX EN TERNOIS

31 août 2013 - 01 septembre 2013

Groupe GT et Groupe N/FN

Croix en Ternois (1.9 km)

Course 2

Classement sur le nombre de tours

Pos.	N°	Nom	Vehicule	Pos...	Gr/Cl	Nb. to...	Temps total	Ec. av 1er	Meilleur tour	Meilleur vit.
Gr : GT										
1	88	CHOTARD François	OPEL ASTRA	1	10	22	00:21:26.071	-	57.201	120.21
2	54	CHOTARD Roland	PORSCHE 997 GT3...	1	11	22	00:21:30.381	4.310	57.593	119.39
3	57	GUF	PORSCHE 997 CUP...	2	11	22	00:21:38.855	12.784	57.692	119.18
4	50	BESSAC Michel	OPEL ASTRA	3	11	22	00:22:06.642	40.571	59.116	116.31
5	82	DELAPORTE Alain	Clio V6 Trophy	2	10	20	00:22:06.778	2 Tr.	1:05.251	105.38
6	74	DOUILLET Louis	RENAULT MEGANE	1	9	18	00:19:19.927	4 Tr.	1:03.022	109.10
Gr : N										
1	34	GILLARD Olivier	BMW E36 M3	1	4	21	00:22:09.110	-	1:01.774	111.31
2	40	DE CHAPONNIERE Rena...	BMW M3	2	4	20	00:21:44.719	1 Tr.	1:03.053	109.05
3	14	DEPEYRE Sylvain	RENAULT MEGANE...	3	4	20	00:21:48.646	1 Tr.	1:02.928	109.27
4	17	BERTRAND Jean	BMW M3	4	4	20	00:22:05.866	1 Tr.	1:05.197	105.47

Exigences : 75% du nombre de tours du premier = 16 Tr.

Meilleur tour : 57.201 (120.21 km/h), (N°88) CHOTARD François

SOUS RESERVES DE VERIFICATIONS TECHNIQUES EN COURS OU D'INCIDENTS D'ORDRE SPORTIF

Le Directeur de Course

Heure d' Affichage

Le Chronométrage

COUPE DE FRANCE 2013 - 07 CROIX EN TERNOIS

31 août 2013 - 01 septembre 2013

Groupe GT et Groupe N/FN

Croix en Ternois (1.9 km)

Course 2

Lap chart

Départ : 88 54 57 50 74 82 34 14 40 17

Tour	88	54	57	50	74	82	34	14	40	17
Tour 0										
Tour 1	54	88	57	50	74	14	34	40	82	17
Tour 2	54	88	57	50	74	14	34	40	82	17
Tour 3	54	88	57	50	74	34	14	40	82	17
Tour 4	54	88	57	50	74	34	14	40	82	17
Tour 5	54	88	57	50	34	74	14	40	82	17
Tour 6	54	88	57	50	34	74	14	40	82	17
Tour 7	54	88	57	50	34	74	14	40	82	17
Tour 8	54	88	57	50	34	74	14	40	82	17
Tour 9	88	54	57	50	34	74	14	40	82	17
Tour 10	88	54	57	50	34	74	14	40	17	82
Tour 11	88	54	57	50	34	74	14	40	17	82
Tour 12	88	54	57	50	34	74	14	40	17	82
Tour 13	88	54	57	50	34	74	14	40	17	82
Tour 14	88	54	57	50	34	74	40	14	17	82
Tour 15	88	54	57	50	34	74	40	14	17	82
Tour 16	88	54	57	50	34	74	40	14	17	82
Tour 17	88	54	57	50	34	74	40	14	17	82
Tour 18	88	54	57	50	34	74	40	14	17	82
Tour 19	88	54	57	50	34	40	14	17	82	
Tour 20	88	54	57	50	34	40	14	17	82	
Tour 21	88	54	57	50	34					
Tour 22	88	54	57	50						

SOUS RESERVES DE VERIFICATIONS TECHNIQUES EN COURS OU D'INCIDENTS D'ORDRE SPORTIF

Le Directeur de Course

Heure d' Affichage

Le Chronométrage

COUPE DE FRANCE 2013 - 07 CROIX EN TERNOIS

31 août 2013 - 01 septembre 2013

Groupe GT et Groupe N/FN

Croix en Ternois (1.9 km)

Course 2

Tour par tour

Nb. tour	Heure	Temps total	Tps. tour	Nb. tour	Heure	Temps total	Tps. tour
N° 14, DEPEYRE Sylvain, Pos. 7				N° 40, DE CHAPONNIERE Renaud, Pos. 6			
1	16:42:01	1:11.121	1:11.121	1	16:42:02	1:12.164	1:12.164
2	16:43:04	2:14.613	1:03.492	2	16:43:05	2:15.391	1:03.227
3	16:44:07	3:17.717	1:03.104	3	16:44:09	3:18.794	1:03.403
4	16:45:11	4:20.778	1:03.061	4	16:45:12	4:22.205	1:03.411
5	16:46:13	5:23.706	1:02.928	5	16:46:15	5:25.417	1:03.212
6	16:47:17	6:27.022	1:03.316	6	16:47:19	6:29.056	1:03.639
7	16:48:20	7:30.348	1:03.326	7	16:48:22	7:32.109	1:03.053
8	16:49:23	8:33.621	1:03.273	8	16:49:25	8:35.525	1:03.416
9	16:50:27	9:37.021	1:03.400	9	16:50:29	9:39.067	1:03.542
10	16:51:30	10:40.694	1:03.673	10	16:51:32	10:42.386	1:03.319
11	16:52:36	11:45.815	1:05.121	11	16:52:37	11:47.467	1:05.081
12	16:53:39	12:49.514	1:03.699	12	16:53:41	12:50.888	1:03.421
13	16:54:43	13:53.339	1:03.825	13	16:54:44	13:54.634	1:03.746
14	16:55:51	15:01.285	1:07.946	14	16:55:49	14:58.823	1:04.189
15	16:57:04	16:14.620	1:13.335	15	16:56:55	16:04.903	1:06.080
16	16:58:16	17:25.972	1:11.352	16	16:58:01	17:11.290	1:06.387
17	16:59:27	18:37.114	1:11.142	17	16:59:07	18:17.457	1:06.167
18	17:00:32	19:41.805	1:04.691	18	17:00:14	19:24.222	1:06.765
19	17:01:35	20:45.428	1:03.623	19	17:01:25	20:34.941	1:10.719
20	17:02:38	21:48.646	1:03.218	20	17:02:34	21:44.719	1:09.778
N° 17, BERTRAND Jean, Pos. 8				N° 50, BESSAC Michel, Pos. 4			
1	16:42:03	1:13.719	1:13.719	1	16:41:56	1:06.559	1:06.559
2	16:43:09	2:19.501	1:05.782	2	16:42:57	2:07.651	1:01.092
3	16:44:15	3:25.024	1:05.523	3	16:43:58	3:07.973	1:00.322
4	16:45:21	4:30.896	1:05.872	4	16:44:58	4:08.601	1:00.628
5	16:46:26	5:36.434	1:05.538	5	16:45:59	5:08.985	1:00.384
6	16:47:32	6:42.486	1:06.052	6	16:46:59	6:08.906	59.921
7	16:48:38	7:48.191	1:05.705	7	16:47:59	7:08.948	1:00.042
8	16:49:45	8:54.798	1:06.607	8	16:48:59	8:09.085	1:00.137
9	16:50:50	9:59.995	1:05.197	9	16:49:58	9:08.741	59.656
10	16:51:55	11:05.561	1:05.566	10	16:50:58	10:08.498	59.757
11	16:53:01	12:11.081	1:05.520				
12	16:54:06	13:16.744	1:05.663				
13	16:55:12	14:22.003	1:05.259				
14	16:56:17	15:27.454	1:05.451				
15	16:57:23	16:33.176	1:05.722				
16	16:58:29	17:39.718	1:06.542				
17	16:59:36	18:46.646	1:06.928				
18	17:00:43	19:53.027	1:06.381				
19	17:01:49	20:59.431	1:06.404				
20	17:02:56	22:05.866	1:06.435				
N° 34, GILLARD Olivier, Pos. 5							
1	16:42:01	1:11.736	1:11.736				
2	16:43:05	2:14.851	1:03.115				
3	16:44:06	3:16.625	1:01.774				
4	16:45:08	4:18.522	1:01.897				
5	16:46:11	5:21.518	1:02.996				

COUPE DE FRANCE 2013 - 07 CROIX EN TERNOIS




31 août 2013 - 01 septembre 2013

Groupe GT et Groupe N/FN

Croix en Ternois (1.9 km)

Course 2

Tour par tour

Nb. tour	Heure	Temps total	Tps. tour	Nb. tour	Heure	Temps total	Tps. tour
N° 50, BESSAC Michel, Pos. 4				N° 74, DOUILLET Louis, Pos. 10			
7	16:47:59	7:08.948	1:00.042	8	16:48:41	7:50.790	57.872
8	16:48:59	8:09.085	1:00.137	9	16:49:39	8:49.620	58.830
9	16:49:58	9:08.741	59.656	10	16:50:38	9:48.356	58.736
10	16:50:58	10:08.498	59.757	11	16:51:36	10:46.519	58.163
11	16:51:58	11:07.950	59.452	12	16:52:34	11:44.672	58.153
12	16:52:57	12:07.624	59.674	13	16:53:35	12:44.840	1:00.168
13	16:53:57	13:07.061	59.437	14	16:54:34	13:44.626	59.786
14	16:54:56	14:06.719	59.658	15	16:55:33	14:43.034	58.408
15	16:55:56	15:06.307	59.588	16	16:56:32	15:42.620	59.586
16	16:56:55	16:05.730	59.423	17	16:57:32	16:41.997	59.377
17	16:57:55	17:04.846	59.116	18	16:58:32	17:41.957	59.960
18	16:58:55	18:04.988	1:00.142	19	16:59:31	18:41.713	59.756
19	16:59:56	19:06.325	1:01.337	20	17:00:31	19:41.104	59.391
20	17:00:57	20:06.954	1:00.629	21	17:01:29	20:39.720	58.616
21	17:01:57	21:06.897	59.943	22	17:02:29	21:38.855	59.135
22	17:02:56	22:06.642	59.745	N° 54, CHOTARD Roland, Pos. 2			
N° 54, CHOTARD Roland, Pos. 2				N° 82, DELAPORTE Alain, Pos. 9			
1	16:41:53	1:03.090	1:03.090	1	16:41:59	1:08.778	1:08.778
2	16:42:52	2:01.844	58.754	2	16:43:02	2:11.962	1:03.184
3	16:43:49	2:59.552	57.708	3	16:44:05	3:15.274	1:03.312
4	16:44:48	3:58.033	58.481	4	16:45:08	4:18.443	1:03.169
5	16:45:46	4:55.966	57.933	5	16:46:12	5:22.229	1:03.786
6	16:46:44	5:53.845	57.879	6	16:47:15	6:25.630	1:03.401
7	16:47:41	6:51.438	57.593	7	16:48:19	7:28.845	1:03.215
8	16:48:39	7:49.097	57.659	8	16:49:22	8:32.278	1:03.433
9	16:49:39	8:49.265	1:00.168	9	16:50:25	9:35.300	1:03.022
10	16:50:38	9:47.868	58.603	10	16:51:28	10:38.434	1:03.134
11	16:51:36	10:45.872	58.004	11	16:52:32	11:42.440	1:04.006
12	16:52:34	11:44.015	58.143	12	16:53:37	12:47.141	1:04.701
13	16:53:33	12:43.022	59.007	13	16:54:41	13:51.203	1:04.062
14	16:54:31	13:40.927	57.905	14	16:55:45	14:55.051	1:03.848
15	16:55:29	14:39.206	58.279	15	16:56:49	15:58.973	1:03.922
16	16:56:28	15:37.762	58.556	16	16:57:53	17:03.020	1:04.047
17	16:57:26	16:35.940	58.178	17	16:58:58	18:08.179	1:05.159
18	16:58:24	17:34.281	58.341	18	17:00:10	19:19.927	Pit In
19	16:59:23	18:32.865	58.584	N° 57, GUF, Pos. 3			
20	17:00:21	19:31.533	58.668	1	16:41:54	1:03.866	1:03.866
21	17:01:21	20:31.074	59.541	2	16:42:52	2:02.608	58.742
22	17:02:20	21:30.381	59.307	3	16:43:51	3:01.212	58.604
N° 57, GUF, Pos. 3				4	16:44:49	3:59.296	58.084
1	16:41:54	1:03.866	1:03.866	5	16:45:47	4:57.111	57.815
2	16:42:52	2:02.608	58.742	6	16:46:45	5:55.226	58.115
3	16:43:51	3:01.212	58.604	7	16:47:43	6:52.918	57.692
4	16:44:49	3:59.296	58.084	N° 82, DELAPORTE Alain, Pos. 9			
5	16:45:47	4:57.111	57.815	1	16:42:02	1:12.435	1:12.435
6	16:46:45	5:55.226	58.115	2	16:43:08	2:18.702	1:06.267
7	16:47:43	6:52.918	57.692	3	16:44:14	3:24.464	1:05.762
N° 82, DELAPORTE Alain, Pos. 9				4	16:45:20	4:30.241	1:05.777
1	16:42:02	1:12.435	1:12.435	5	16:46:25	5:35.492	1:05.251
2	16:43:08	2:18.702	1:06.267	6	16:47:31	6:41.455	1:05.963
3	16:44:14	3:24.464	1:05.762	7	16:48:37	7:47.610	1:06.155
4	16:45:20	4:30.241	1:05.777	8	16:49:44	8:53.817	1:06.207
5	16:46:25	5:35.492	1:05.251	9	16:50:49	9:59.543	1:05.726
6	16:47:31	6:41.455	1:05.963	10	16:51:56	11:06.323	1:06.780
7	16:48:37	7:47.610	1:06.155	11	16:53:02	12:12.202	1:05.879
8	16:49:44	8:53.817	1:06.207	12	16:54:08	13:17.911	1:05.709
9	16:50:49	9:59.543	1:05.726	13	16:55:14	14:23.976	1:06.065
10	16:51:56	11:06.323	1:06.780	REGION NORD PAS DE CALAIS			
11	16:53:02	12:12.202	1:05.879				
12	16:54:08	13:17.911	1:05.709				
13	16:55:14	14:23.976	1:06.065				

COUPE DE FRANCE 2013 - 07 CROIX EN TERNOIS

31 août 2013 - 01 septembre 2013

Groupe GT et Groupe N/FN

Croix en Ternois (1.9 km)

Course 2

Tour par tour

Nb. tour	Heure	Temps total	Tps. tour	Nb. tour	Heure	Temps total	Tps. tour
N° 82, DELAPORTE Alain, Pos. 9							
10	16:51:56	11:06.323	1:06.780				
11	16:53:02	12:12.202	1:05.879				
12	16:54:08	13:17.911	1:05.709				
13	16:55:14	14:23.976	1:06.065				
14	16:56:19	15:29.671	1:05.695				
15	16:57:26	16:36.221	1:06.550				
16	16:58:32	17:42.714	1:06.493				
17	16:59:39	18:49.091	1:06.377				
18	17:00:45	19:55.497	1:06.406				
19	17:01:51	21:01.147	1:05.650				
20	17:02:57	22:06.778	1:05.631				
N° 88, CHOTARD François, Pos. 1							
1	16:41:53	1:03.382	1:03.382				
2	16:42:52	2:02.256	58.874				
3	16:43:50	3:00.461	58.205				
4	16:44:49	3:58.749	58.288				
5	16:45:47	4:56.767	58.018				
6	16:46:44	5:54.310	57.543				
7	16:47:42	6:52.105	57.795				
8	16:48:39	7:49.306	57.201				
9	16:49:39	8:48.937	59.631				
10	16:50:36	9:46.442	57.505				
11	16:51:34	10:44.123	57.681				
12	16:52:32	11:42.136	58.013				
13	16:53:30	12:39.885	57.749				
14	16:54:28	13:38.255	58.370				
15	16:55:26	14:36.354	58.099				
16	16:56:24	15:34.477	58.123				
17	16:57:22	16:32.698	58.221				
18	16:58:21	17:30.881	58.183				
19	16:59:19	18:29.251	58.370				
20	17:00:17	19:27.454	58.203				
21	17:01:18	20:27.764	1:00.310				
22	17:02:16	21:26.071	58.307				

SOUS RESERVES DE VERIFICATIONS TECHNIQUES EN COURS OU D'INCIDENTS D'ORDRE SPORTIF

Le Directeur de Course

Heure d' Affichage

Le Chronométrage