









CLASSEMENT GENERAL FINAL






Série A: Voitures de Sport

Pos	N°	Equipage	Groupe	Classe	Positions		Voiture	Course 1	Course 2	Course 3	Course 4	Total	Ecart 1er	Ecart préc.
					Grp	Cl								
Série A: Voitures de Sport														
1	16	RITCHEN Billy		E2SC 3A	1	1	Nova Proto NP01 CFM	1:15.553	1:15.761	1:13.760	1:13.759	2:27.519		
2	4	PETIT Kévin		CN +	1	1	Norma M20 FC CFM	1:16.235	1:17.019	1:14.863	1:15.001	2:29.864	+02.345	+0:02.345
3	17	LE BELLER Anthony		E2SC 3A	2	2	Norma M20 CFM	1:16.024	1:18.841	1:16.013	1:20.615	2:32.037	+04.518	+0:02.173
4	6	GUDET Cindy		E2SC 2A	3	1	Revolt 2PO CFM	1:17.897	1:20.533	1:17.243		2:35.140	+07.621	+0:03.103
5	30	PONCHANT Fabien		DE 8	1	1	Tatuus Formula Master CFM	1:20.368	1:23.192	1:20.480	1:19.747	2:40.115	+12.596	+0:04.975
6	25	PETIT Axel		E2SC 1A	4	1	Nova Proto NP03 JA CFM	1:21.785	1:25.173	1:20.392	1:20.232	2:40.624	+13.105	+0:00.509
7	34	TAVIAUX Benoît		DE 5S	2	1	Dallara F305 Evo 307 CFM	1:23.767	1:24.335	1:22.570	1:21.897	2:44.467	+16.948	+0:03.843
8	24	THIEVANT François-Xavier		E2SC 1A	5	2	Nova Proto NP03 CFM	1:22.597	1:23.906	1:22.595		2:45.192	+17.673	+0:00.725
9	36	LEBOT Clément		DE 5S	3	2	Dallara F308 CFM	1:25.497	1:25.979	1:23.950	1:24.010	2:47.960	+20.441	+0:02.768
10	53	BERREUR Olivier		CN 3	2	1	Norma M20 F CFM	1:27.282	1:29.847	1:25.173	1:24.178	2:49.351	+21.832	+0:01.391
11	60	THOLY Yves		CM	3	1	Speedcar GTR CFM	1:25.057	1:26.918	1:25.460	1:24.867	2:49.924	+22.405	+0:00.573
12	73	TOURILLON Sébastien		CN 2	4	1	Norma M20 FC	1:25.601	1:27.517	1:25.855	1:24.902	2:50.503	+22.984	+0:00.579
13	75	MOYON Sylvain		CN 2	5	2	Norma M20 F Honda	1:26.903	1:28.129	1:25.283	1:25.513	2:50.796	+23.277	+0:00.293
14	61	DOJAT Maxime		CM	6	2	Tracking RC 01B JA CFM	1:27.075	1:28.098	1:25.961	1:25.768	2:51.729	+24.210	+0:00.933
15	51	HENRY Jean-Christophe		DE 7	4	1	Renault Tatuus FR2000	1:30.904	1:41.781	1:28.510	1:28.465	2:56.975	+29.456	+0:05.246
16	47	NEIS Nicolas		DE 7	5	2	Renault Formula 2.0 CFM	1:29.271	1:30.439	1:28.432	1:29.192	2:57.624	+30.105	+0:00.649
17	62	DARAND Anthony		CM	7	3	Tracking RC 01b CFM	1:29.156	1:31.498	1:29.152	1:29.408	2:58.308	+30.789	+0:00.684
18	66	TAPONARD Simon		CM	8	4	Tracking RC 01B CFM	1:30.026	1:30.780	1:29.494	1:29.343	2:58.837	+31.318	+0:00.529
19	65	TISSOT Jean-Marc		CM	9	5	BRC 49 Evo CFM	1:31.764	1:31.797	1:31.542	1:31.344	3:02.886	+35.367	+0:04.049
20	54	LOUVET Jean-Jacques		CN 2	10	3	Norma M20 F CFM	1:36.117	1:39.328	1:34.062	1:33.941	3:08.003	+40.484	+0:05.117
21	45	ERRARD Fred		DE 7	6	3	Renault Tatuus FR2000 CFM	1:34.028	1:36.362	1:38.808	1:34.450	3:08.478	+40.959	+0:00.475
22	69	BOSSARD Vincent		CM	11	6	BRC 05		1:36.775	1:35.880	1:33.777	3:09.657	+42.138	+0:01.179
23	50	FREMONT Sébastien		DE 7	7	4	Renault Tatuus FR2000	1:36.117	1:38.933	1:35.548	1:36.331	3:11.665	+44.146	+0:02.008
24	72	LECERF Eric		CN 2	12	4	Norma M20 FC	1:37.448	1:37.107			3:14.555	+47.036	+0:02.890

CLASSEMENT GENERAL FINAL

Série A: Voitures de Sport

Pos	N°	Equipage	Groupe	Classe	Positions		Voiture	Course 1	Course 2	Course 3	Course 4	Total	Ecart 1er	Ecart préc.
					Grp	Cl								
25	67	MACHADO Mylenia		CM	13	7	Speedcar GTR   		1:37.796	1:37.538	1:38.655	3:15.334	+47.815	+0:00.779
26	79	BRETEL Jean-Denis		CNF 1	14		BAM 111	1:38.186	1:40.482	1:37.563	1:39.229	3:15.749	+48.230	+0:00.415
27	80	DOREE Jean-Yves		CNF 1	15	2	Grac MT14S	1:38.427	1:39.446	2:15.750		3:17.873	+50.354	+0:02.124
28	14	VERMEILLE Xavier		E2SC 2A	6	2	Norma M20 F Honda		1:42.623	1:40.000	1:38.523	3:18.523	+51.004	+0:00.650

 = Jeune -25ans série A  = Trophée Jeune Espoir  = Féminin série A  = Féminin série B  = Chpt France D1