

























### CLASSEMENT GENERAL FINAL

#### Série B: Voitures de Production

Pos	N°	Equipage	Groupe	Classe	Positions		Voiture	Course 1	Course 2	Course 3	Course 4	Total	Ecart 1er	Ecart préc.
					Grp	Cl								
<b>Série B: Voitures de Production</b>														
1	106	POINSIGNON Yannick	 GTTS	4	1	1	BMW M3 E92 CFM	1:26.080	1:28.147	1:26.584	1:25.581	2:51.661		
2	101	GARCES Ronald	 GTTS	4	2	2	Lamborghini Huracan ST CFM	1:27.385	1:31.672	1:26.692	1:27.185	2:53.877	+02.216	+0:02.216
3	112	SCHMITTER Philippe	 GTTS	4	3	3	Renault R.S. 01 CFM	1:27.552	1:29.888	1:27.365	1:26.708	2:54.073	+02.412	+0:00.196
4	104	DUBOIS Anthony	 GT	2	1	1	Alpine A110 GT4 CFM	1:33.352	1:33.862	1:31.470	1:32.073	3:03.543	+11.882	+0:09.470
5	103	POINSIGNON Christophe	 FC	4	1	1	Simca CG Turbo CFM	1:32.752	1:35.970	1:33.086	1:32.329	3:05.081	+13.420	+0:01.538
6	108	NOUET Mathieu	 FC	4	2	2	Simca Rallye 3 CFM	1:32.767	1:34.311	1:32.536	1:32.754	3:05.290	+13.629	+0:00.209
7	146	GRANIER Nicolas	 A	5	1	1	Cupra Leon Supercopa MK3 CFM	1:33.109	1:34.640	1:33.181	1:32.759	3:05.868	+14.207	+0:00.578
8	102	DOSIERES Francis	 GT	2	2	2	Alpine A110 GT4 CFM	1:33.489	1:35.979	1:34.720	1:33.448	3:06.937	+15.276	+0:01.069
9	119	GANDOLFO Jean-Marc	 GTTS	4	4	4	Porsche 997 GT3 CFM	1:34.515	1:36.868	1:34.355	1:34.549	3:08.870	+17.209	+0:01.933
10	105	GARCIA Stéphane	 GTTS	3	5	1	Audi RS3 LMS TCR CFM	1:34.614	1:37.472	1:35.083	1:34.381	3:08.995	+17.334	+0:00.125
11	152	DUPONT Julien	 A	5	2	2	Cupra Eurocup MK3 CFM	1:37.066	1:37.201	1:35.494	1:35.206	3:10.700	+19.039	+0:01.705
12	143	VERMERSCH Arnaud	 FC	4	3	3	Simca 1000	1:36.268	1:37.076	1:37.320	1:35.884	3:12.152	+20.491	+0:01.452
13	142	RICHARDEAU Romain	 FC	1	4	1	Simca Rallye 3	1:37.589	1:38.352	1:36.185	1:36.178	3:12.363	+20.702	+0:00.211
14	130	RAMUS Patrick	 FC	4	5	4	Simca 1000 Turbo CFM	1:37.729	1:40.872	1:37.240	1:36.596	3:13.836	+22.175	+0:01.473
15	107	POPE Jean-Pierre	 A	4	3	1	Peugeot 308 Racing Cup CFM	1:38.022	1:39.999		1:36.621	3:14.643	+22.982	+0:00.807
16	109	BOUHIN Geoffroy	 A	5	4	3	Seat Leon Supercopa MK3 CFM	1:38.216	1:39.163	1:37.269	1:48.757	3:15.485	+23.824	+0:00.842
17	118	MARION Philippe	 GTTS	4	6	5	Porsche GT3 Cup CFM	1:39.415	1:42.942	1:38.519	1:37.391	3:15.910	+24.249	+0:00.425
18	190	WEISBECKER Nicolas	 F2	3	1	1	BMW 318 Compact CFM	1:38.998	1:42.581	1:38.092	1:39.564	3:17.090	+25.429	+0:01.180
19	155	BRUNET Manuel	 A	4	5	2	Peugeot 308 Racing Cup CFM	1:42.592	1:40.294	1:38.874	1:38.636	3:17.510	+25.849	+0:00.420
20	191	DURASSIER Samuel	 F2	3	2	2	Honda Civic Type R EP3 CFM	1:38.291	1:42.364	1:41.202		3:19.493	+27.832	+0:01.983
21	172	LEMAIRE Sébastien	 FN	4	1	1	BMW M3 E36 CFM	1:39.446	1:40.506	2:03.187	1:40.195	3:19.641	+27.980	+0:00.148
22	173	CAT MACKOWIAK Morane	 FN	4	2	2	BMW M3 E36 CFM	1:39.399	1:44.075	1:43.016	1:41.697	3:21.096	+29.435	+0:01.455
23	166	LAFOSSE Laurent	 A	3	6	1	Renault Clio 2 Cup CFM	1:41.913	1:43.674	1:41.345	1:41.819	3:23.164	+31.503	+0:02.068
24	163	STARCK Sébastien	 A	3	7	2	Renault Clio 3 Cup CFM	1:43.836	1:44.805	1:42.774	1:41.962	3:24.736	+33.075	+0:01.572

### CLASSEMENT GENERAL FINAL

#### Série B: Voitures de Production

Pos	N°	Equipage	Groupe	Classe	Positions		Voiture	Course 1	Course 2	Course 3	Course 4	Total	Ecart 1er	Ecart préc.
					Grp	Cl								
25	131	DELPERIE Nicolas	FC	2	6	1	Simca Rallye 2	1:43.988	1:43.651	1:41.708	1:43.522	3:25.230	+33.569	+0:00.494
26	123	MAUREL Jean-Jacques	GTTS	2	7	1	Peugeot RCZ Cup	1:43.645	1:46.902	1:43.790	1:42.632	3:26.277	+34.616	+0:01.047
27	167	TKATCHENKO Jacques	A	2	8	1	Citroën Saxo VTS	1:44.902	1:47.230	1:43.755	1:42.847	3:26.602	+34.941	+0:00.325
28	165	BINEAU Michel	FA	3	9	3	Nissan Almera	1:44.302	1:48.535	1:43.974	1:43.148	3:27.122	+35.461	+0:00.520
29	186	PAYNEAU Gilbert	A	2	10	2	Citroën Saxo	1:43.756	1:47.098	1:43.822	1:43.391	3:27.147	+35.486	+0:00.025
30	132	LE GOFF Marc	FC	2	7	2	Simca Rallye 3	1:44.491	1:47.583	1:43.754	1:45.454	3:28.245	+36.584	+0:01.098
31	134	QUIOC Philippe	FC	2	8	3	Simca Rallye 2	1:46.508	1:45.316	1:45.021	1:44.037	3:29.058	+37.397	+0:00.813
32	159	MEUNIER Anthony	A	3	11	4	Renault Clio Cup	1:46.892	1:51.419	1:45.471	1:44.016	3:29.487	+37.826	+0:00.429
33	195	GUILARD David	F2	3	3	3	Renault Clio	1:45.006	1:47.546	1:44.686	1:45.163	3:29.692	+38.031	+0:00.205
34	158	FADE Dominique	A	4	12	3	Peugeot 308 Racing Cup	1:47.241	1:48.327	1:44.349	1:45.471	3:29.820	+38.159	+0:00.128
35	194	GREZES Yannick	F2	3	4	4	Renault Clio RS	1:47.576	1:50.226	1:45.337	1:44.560	3:29.897	+38.236	+0:00.077
36	184	BROSSET Charly	N	3	3	1	Honda Civic Type R	1:46.854	1:48.008	1:45.368	1:45.297	3:30.665	+39.004	+0:00.768
37	193	GOUBILL Xavier	F2	3	5	5	Peugeot 306 Maxi	1:46.968	1:50.378	1:45.308	1:45.535	3:30.843	+39.182	+0:00.178
38	125	LESTIENNE Jean-Michel	GTTS	1	8	1	Mitjet 1400	1:46.659	1:48.680	1:46.083	1:45.237	3:31.320	+39.659	+0:00.477
39	141	LAFOSSE Elodie	GT	1	3	1	Lotus Exige	1:47.793	1:49.191	1:46.282	1:45.228	3:31.510	+39.849	+0:00.190
40	138	BODINIER Philippe	FC	1	9	2	Simca Rallye 3	1:45.511	1:48.811	1:47.474	1:46.578	3:32.089	+40.428	+0:00.579
41	111	DODILLE Aurore	A	5	13	4	Seat Leon Supercopa	1:47.486	1:48.845	1:45.656	1:46.833	3:32.489	+40.828	+0:00.400
42	135	LE VERNE Frédéric	FC	2	10	4	Simca Rallye 2	1:45.175	1:47.336	1:53.742		3:32.511	+40.850	+0:00.022
43	154	THEBAULT Matthieu	A	3	14	5	Renault Clio 3 Cup	1:50.586	1:53.125	1:48.084	1:47.976	3:36.060	+44.399	+0:03.549
44	170	LE RIBAUT Philippe	FA	2	15	3	Citroën Saxo	1:49.716	1:51.863	1:48.010	1:49.272	3:37.282	+45.621	+0:01.222
45	180	PECATE Stéphane	FN	4	4	3	Subaru Impreza WRX	1:50.766	1:52.684	1:48.743	1:49.299	3:38.042	+46.381	+0:00.760
46	196	BRIEND Romain	F2	3	6	6	Renault Mégane coupé	1:49.868	1:58.937	1:49.284	1:52.460	3:39.152	+47.491	+0:01.110
47	126	GODET Jean-Michel	GTTS	1	9	2	Mitjet 1400	1:53.010	1:53.250	1:51.646	1:47.914	3:39.560	+47.899	+0:00.408
48	197	MORIN Maxime	F2	3	7	7	Renault Clio 3 RS	1:51.615	1:51.946	1:51.596	1:48.445	3:40.041	+48.380	+0:00.481
49	127	LOUISON Aurore	GTTS	1	10	3	Mitjet 1300	1:51.169	1:52.250	1:50.966	1:49.076	3:40.042	+48.381	+0:00.001
50	168	DESCAMPS Eric	A	2	16	4	Citroën Saxo Cup			1:52.054	1:49.227	3:41.281	+49.620	+0:01.239

### CLASSEMENT GENERAL FINAL

#### Série B: Voitures de Production

Pos	N°	Equipage	Groupe	Classe	Positions		Voiture	Course 1	Course 2	Course 3	Course 4	Total	Ecart 1er	Ecart préc.
					Grp	Cl								
51	177	MARIE Francis	FN	4	5	4	BMW M3 E36	1:54.429	1:57.412	1:54.678	1:51.405	3:45.834	+54.173	+0:04.553
52	183	ROCABOY Gwenael	FN	4	6	5	Renault Megane 3 RS	1:58.495	1:56.194	1:53.456	1:52.585	3:46.041	+54.380	+0:00.207
53	157	PERRIN Franck	A	4	17	4	Peugeot 207 LW CFM	1:58.031	1:59.132	1:57.068	1:55.886	3:52.954	+1:01.293	+0:06.913
54	169	DEBE Célia	FA	2	18	5	Citroën Saxo VTS JB FB CFM	1:58.487	1:59.981	1:56.752		3:55.239	+1:03.578	+0:02.285
55	198	RAULT Rudi	F2	2	8	1	Citroën Saxo VTS	2:01.304	2:03.855	2:00.345	1:58.622	3:58.967	+1:07.306	+0:03.728
56	162	FISCHER Catherine	A	3	19	6	Renault Clio 3 Cup FB CFM	2:03.982	2:04.281	2:00.159	1:59.098	3:59.257	+1:07.596	+0:00.290
57	199	ILLIEN Lionel	F2	1	9	1	Citroën AX Sport	2:06.542	2:04.636	2:02.995	1:56.550	3:59.545	+1:07.884	+0:00.288

JA = Jeune -25ans série A JB = Trophée Jeune Espoir FA = Féminin série A FB = Féminin série B CFM = Chpt France D1