

ACI Racing Weekend Monza 30-31 Ottobre 2021

Clio Cup Europe - Final Results Race 2

Monza 5.793 m

Laps 11 = 63,723 km - Avg 139,474 km/h - Race Time 27'24.774

1 / 2

No.	Driver	Nat	Entrant	Team	Car	Class	Laps	Time	Gap	Rel.	Fastest Lap	
1	87 JELMINI (A) Felice	ITA		PMA Motorsport	Renault Clio Cup		11	27'24.774		7	2'22.088	
2	50 MILAN (B D) Nicolas	FRA		Milan Competition	Renault Clio Cup		11	27'27.694	2.920	2.920	7	2'22.670
3	27 BERTO (A) Filippo	ITA		Oregon Team	Renault Clio Cup	C	11	27'28.927	4.153	1.233	11	2'21.873
4	25 ALBOUY (B D) Alexander	FRA		GPA Racing	Renault Clio Cup	C	11	27'29.317	4.543	0.390	11	2'21.419
5	2 GUILLOT (A C) Marc	FRA		Milan Competition	Renault Clio Cup		11	27'31.724	6.950	2.407	6	2'22.392
6	213 HERRERIAS (D) Antonio	ESP		Chefo Sport	Renault Clio Cup	C	11	27'32.232	7.458	0.508	11	2'22.882
7	93 ABELLA (D) Nicolas	ESP		Chefo Sport	Renault Clio Cup	C	11	27'32.311	7.537	0.079	11	2'22.869
8	6 SCIONTI (A) Federico	ITA		Scuderia Costa Ovest	Renault Clio Cup		11	27'34.328	9.554	2.017	6	2'22.804
9	40 SEBASTI SCALERA (A) Alessandro	ITA		Milan Competition	Renault Clio Cup	GD	11	27'34.589	9.815	0.261	9	2'22.221
10	15 POUGET (B D) David	FRA		GPA Racing	Renault Clio Cup		11	27'37.483	12.709	2.894	6	2'22.558
11	211 MILJKOVIC (C) Nikola	SRB		Tempo Racing Team	Renault Clio Cup	C	11	27'37.533	12.759	0.050	9	2'22.253
12	116 TREBBI (A) Giacomo	ITA		MC Motortecnica	Renault Clio Cup	C	11	27'39.865	15.091	2.332	10	2'23.623
13	29 COCAIGN (B C) Paul	FRA		TB2S	Renault Clio Cup	C	11	27'39.883	15.109	0.018	10	2'23.024
14	94 BACCHI (A) Pietro	ITA		PMA Motorsport	Renault Clio Cup	GD	11	27'39.907	15.133	0.024	11	2'22.857
15	125 SPINKIEWICZ (B C) Jerzy	POL		Uniq Racing	Renault Clio Cup	C	11	27'40.000	15.226	0.093	10	2'21.452
16	9 STUCKI (C) Andreas	CHE		Stucki Motorsport	Renault Clio Cup		11	27'41.328	16.554	1.328	10	2'22.968
17P	12 TORELLI (A) Gabriele	ITA		Faro Racing	Renault Clio Cup		11	27'41.799	17.025	0.471	11	2'22.002
18	99 MAIO (B D) Guillaume	FRA		GM Sport	Renault Clio Cup	C	11	27'42.233	17.459	0.434	10	2'23.779
19	69 STEFANA (A) Quinto	ITA		Oregon Team	Renault Clio Cup	GD	11	27'45.477	20.703	3.244	9	2'22.303
20	103 MEZZETTI (A) William	ITA		Progetto E20 Motorsport	Renault Clio Cup	C	11	27'45.549	20.775	0.072	8	2'22.152
21	55 STEENMETZ (B D) René	NED		Chefo Sport	Renault Clio Cup	GD	11	27'46.258	21.484	0.709	9	2'22.997
22	1 PEKAR (C) Tomas	CZE		Carpek Service	Renault Clio Cup		11	27'48.972	24.198	2.714	11	2'20.712
23	16 VIGUIER (B C) Lionel	FRA		TB2S	Renault Clio Cup	GD	11	27'53.013	28.239	4.041	11	2'24.053
24	46 'DUE' (A)	ITA		Oregon Team	Renault Clio Cup	GD	11	27'55.102	30.328	2.089	9	2'23.573
25	42 ALONSO (C) Mariano	ESP		GPA Racing	Renault Clio Cup	C	11	27'58.555	33.781	3.453	7	2'23.738
26P	10 NICOLI (A) Lorenzo	ITA		Progetto E20 Motorsport	Renault Clio Cup	C	11	27'58.598	33.824	0.043	6	2'23.168
27	88 HORN (B D)	FRA		GPA Racing	Renault Clio Cup	GD	11	27'59.304	34.530	0.706	10	2'24.475
28P	102 ARGENTI (A) Andrea	ITA		SI Racing Team	Renault Clio Cup	GD	11	28'01.094	36.320	1.790	11	2'21.686
29	74 ZADOTTI (A) Vittorio	ITA		Scuderia Costa Ovest	Renault Clio Cup	GD	11	28'01.620	36.846	0.526	10	2'24.685
30	73 CUTINI (A) Sandro	ITA		Proteam Race	Renault Clio Cup	C	11	28'01.761	36.987	0.141	9	2'24.287
31	34 THEVENOT Jean Marc	FRA		Milan Competition	Renault Clio Cup	GD	11	28'03.509	38.735	1.748	10	2'24.574
32	161 SANDRUCCI (A) Gustavo	ITA		Progetto E20 Motorsport	Renault Clio Cup		11	28'03.599	38.825	0.090	11	2'21.531
33	76 DANETTI (A) Massimiliano	ITA		PMA Motorsport	Renault Clio Cup		11	28'04.672	39.898	1.073	9	2'24.455
34	33 FAYE (B) Michel	FRA		GM Sport	Renault Clio Cup	GD	11	28'06.013	41.239	1.341	9	2'24.826
35	13 OSPANOV (A B) Yeraly	KZK		Carpek Service	Renault Clio Cup	C	11	28'09.473	44.699	3.460	9	2'23.822
36	82 CIMENES (A) Jacopo	ITA		Essecorse	Renault Clio Cup	C	11	28'11.835	47.061	2.362	11	2'25.817
37	17 PASQUALI (A C) Daniele	ITA		CAAL Racing	Renault Clio Cup	C	11	28'12.725	47.951	0.890	11	2'25.479
38	92 RUGHETTI (A) Matteo	ITA		Faro Racing	Renault Clio Cup	GD	11	28'13.121	48.347	0.396	10	2'24.770
39	71 BIGOGNO (A) Matteo	ITA		Faro Racing	Renault Clio Cup	GD	11	28'25.666	1'00.892	12.545	6	2'26.938
40	38 ALCIDI (A C) Alessio	ITA		CAAL Racing	Renault Clio Cup	C	11	28'26.542	1'01.768	0.876	11	2'25.465
41	333 BARGIGGIA (A) Stefano	ITA		Press League by Oregon Team	Renault Clio Cup		11	28'26.858	1'02.084	0.316	11	2'24.862
42	4 RODRIGO (D) Joaquin	ESP		Vearsa Sport	Renault Clio Cup	GD	11	28'50.614	1'25.840	23.756	9	2'28.514
43	61 ALONSO (D) Gabriel	ESP		GPA Racing	Renault Clio Cup	GD	11	29'46.313	2'21.539	55.699	7	2'29.409
----- Not Classified -----												
RET	111 LANNEPOUDENX (B D) Mathieu	FRA		Milan Competition	Renault Clio Cup	C	2	4'51.503	9 Laps		2	2'23.900
RET	51 SEIBEL (C) Henrik	DEU		Carpek Service	Renault Clio Cup	C	2	5'17.654	9 Laps		2	2'31.772
NS	5 JURADO (A B) Anthony	FRA		Milan Competition	Renault Clio Cup							
----- Excluded -----												
EX	21 POLDERMAN (B D) Stephan	BEL		Chefo Sport	Renault Clio Cup	GD	11	27'47.093	22.319		11	2'23.439

Starting: 47 Classified: 43 Not Classified: 0 Retired: 2 Not Started: 1 Excluded: 1

Fastest Lap N. 11 No. 1 Tomas Pekar (C) Time 2'20.712 Avg. 148,209 Km/h

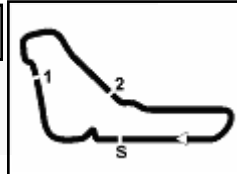
Humidity:	95%	AIR	11°C
Condition:	WET	Track	11°C

Clerk of the Course : Fabrizio Fondacci

Race Director : Christian Vormann

31/10/2021 Start 09:21 End 09:52





ACI Racing Weekend Monza 30-31 Ottobre 2021

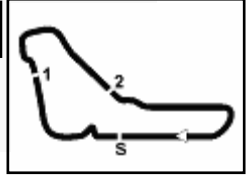
Clio Cup Europe - Final Results Race 2

Laps 11 = 63,723 km - Avg 139,474 km/h - Race Time 27'47.093

Penalty and Infringement

09.50	10	L. NICOLI (A)	Time Penalty 25 sec
12.04	12	G. TORELLI (A)	Time Penalty 2 sec
12.05	102	A. ARGENTI (A)	Time Penalty 3 sec
12.06	102	A. ARGENTI (A)	Time Penalty 25 sec





ACI Racing Weekend Monza 30-31 Ottobre 2021
Clio Cup Europe - Sectors & Speed Race 2

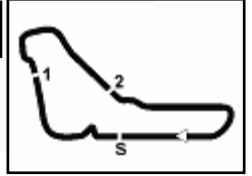
RESULTS

			Laps
1	87 JELMINI (A) Felice	Renault Clio Cup	11
2	50 MILAN (B D) Nicolas	Renault Clio Cup	2.920
3	27 BERTO (A) Filippo	Renault Clio Cup	4.153
4	25 ALBOUY (B D) Alexander	Renault Clio Cup	4.543
5	2 GUILLOT (A C) Marc	Renault Clio Cup	6.950
6	213 HERRERIAS (D) Antonio	Renault Clio Cup	7.458
7	93 ABELLA (D) Nicolas	Renault Clio Cup	7.537
8	6 SCIONI (A) Federico	Renault Clio Cup	9.554
9	40 SEBASTI SCALERA (A) Aless	Renault Clio Cup	9.815
10	15 POUGET (B D) David	Renault Clio Cup	12.709
11	211 MILJKOVIC (C) Nikola	Renault Clio Cup	12.759
12	116 TREBBI (A) Giacomo	Renault Clio Cup	15.091
13	29 COCAIGN (B C) Paul	Renault Clio Cup	15.109
14	94 BACCHI (A) Pietro	Renault Clio Cup	15.133
15	125 SPINKIEWICZ (B C) Jerzy	Renault Clio Cup	15.226
16	9 STUCKI (C) Andreas	Renault Clio Cup	16.554
17	12 TORELLI (A) Gabriele	Renault Clio Cup	17.025
18	99 MAIO (B D) Guillaume	Renault Clio Cup	17.459
19	69 STEFANA (A) Quinto	Renault Clio Cup	20.703
20	103 MEZZETTI (A) William	Renault Clio Cup	20.775
21	55 STEENMETZ (B D) René	Renault Clio Cup	21.484
22	1 PEKAR (C) Tomas	Renault Clio Cup	24.198
23	16 VIGUIER (B C) Lionel	Renault Clio Cup	28.239
24	46 'DUE' (A)	Renault Clio Cup	30.328
25	42 ALONSO (C) Mariano	Renault Clio Cup	33.781
26	10 NICOLI (A) Lorenzo	Renault Clio Cup	33.824
27	88 HORN (B D)	Renault Clio Cup	34.530
28	102 ARGENTI (A) Andrea	Renault Clio Cup	36.320
29	74 ZADOTTI (A) Vittorio	Renault Clio Cup	36.846
30	73 CUTINI (A) Sandro	Renault Clio Cup	36.987
31	34 THEVENOT Jean Marc	Renault Clio Cup	38.735
32	161 SANDRUCCI (A) Gustavo	Renault Clio Cup	38.825
33	76 DANETTI (A) Massimiliano	Renault Clio Cup	39.898
34	33 FAYE (B) Michel	Renault Clio Cup	41.239
35	13 OSPANOV (A B) Yeraly	Renault Clio Cup	44.699
36	82 CIMENES (A) Jacopo	Renault Clio Cup	47.061
37	17 PASQUALI (A C) Daniele	Renault Clio Cup	47.951
38	92 RUGHETTI (A) Matteo	Renault Clio Cup	48.347
39	71 BIGOGNO (A) Matteo	Renault Clio Cup	1'00.892
40	38 ALCIDI (A C) Alessio	Renault Clio Cup	1'01.768
41	333 BARGIGLIA (A) Stefano	Renault Clio Cup	1'02.084
42	4 RODRIGO (D) Joaquin	Renault Clio Cup	1'25.840
43	61 ALONSO (D) Gabriel	Renault Clio Cup	2'21.539
RET	111 LANNEPOUDENX (B D) Math	Renault Clio Cup	9 Laps
RET	51 SEIBEL (C) Henrik	Renault Clio Cup	9 Laps
NS	5 JURADO (A B) Anthony	Renault Clio Cup	
EX	21 POLDERMAN (B D) Stephan	Renault Clio Cup	22.319

SPEED

1	46 'DUE' (A)	Renault Clio Cup	204,2
2	40 SEBASTI SCALERA (A) Aless	Renault Clio Cup	200,7
3	50 MILAN (B D) Nicolas	Renault Clio Cup	199,3
4	69 STEFANA (A) Quinto	Renault Clio Cup	198,9
5	15 POUGET (B D) David	Renault Clio Cup	198,5
6	2 GUILLOT (A C) Marc	Renault Clio Cup	197,8
7	42 ALONSO (C) Mariano	Renault Clio Cup	197,1
8	76 DANETTI (A) Massimiliano	Renault Clio Cup	197,1
9	94 BACCHI (A) Pietro	Renault Clio Cup	197,1
10	211 MILJKOVIC (C) Nikola	Renault Clio Cup	197,1
11	27 BERTO (A) Filippo	Renault Clio Cup	195,7
12	87 JELMINI (A) Felice	Renault Clio Cup	195,3
13	116 TREBBI (A) Giacomo	Renault Clio Cup	195,3
14	73 CUTINI (A) Sandro	Renault Clio Cup	194,9
15	74 ZADOTTI (A) Vittorio	Renault Clio Cup	193,5
16	102 ARGENTI (A) Andrea	Renault Clio Cup	193,2
17	88 HORN (B D)	Renault Clio Cup	192,9
18	111 LANNEPOUDENX (B D) Math	Renault Clio Cup	191,8
19	125 SPINKIEWICZ (B C) Jerzy	Renault Clio Cup	191,8
20	25 ALBOUY (B D) Alexander	Renault Clio Cup	191,5
21	55 STEENMETZ (B D) René	Renault Clio Cup	191,2
22	9 STUCKI (C) Andreas	Renault Clio Cup	190,8
23	333 BARGIGLIA (A) Stefano	Renault Clio Cup	189,8
24	10 NICOLI (A) Lorenzo	Renault Clio Cup	189,5
25	16 VIGUIER (B C) Lionel	Renault Clio Cup	189,5
26	1 PEKAR (C) Tomas	Renault Clio Cup	189,5
27	13 OSPANOV (A B) Yeraly	Renault Clio Cup	187,8
28	99 MAIO (B D) Guillaume	Renault Clio Cup	186,9
29	17 PASQUALI (A C) Daniele	Renault Clio Cup	186,2
30	6 SCIONI (A) Federico	Renault Clio Cup	185,6
31	213 HERRERIAS (D) Antonio	Renault Clio Cup	185,6
32	29 COCAIGN (B C) Paul	Renault Clio Cup	184,9
33	12 TORELLI (A) Gabriele	Renault Clio Cup	184,6
34	161 SANDRUCCI (A) Gustavo	Renault Clio Cup	183,4
35	103 MEZZETTI (A) William	Renault Clio Cup	183,1
36	71 BIGOGNO (A) Matteo	Renault Clio Cup	181,8
37	34 THEVENOT Jean Marc	Renault Clio Cup	181,8
38	82 CIMENES (A) Jacopo	Renault Clio Cup	181,5
39	21 POLDERMAN (B D) Stephan	Renault Clio Cup	180,6
40	33 FAYE (B) Michel	Renault Clio Cup	180,3
41	93 ABELLA (D) Nicolas	Renault Clio Cup	177,6
42	61 ALONSO (D) Gabriel	Renault Clio Cup	175,9
43	38 ALCIDI (A C) Alessio	Renault Clio Cup	173,6
44	4 RODRIGO (D) Joaquin	Renault Clio Cup	170,9
45	51 SEIBEL (C) Henrik	Renault Clio Cup	165,4
46	92 RUGHETTI (A) Matteo	Renault Clio Cup	161,9





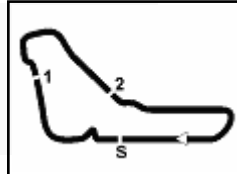
ACI Racing Weekend Monza 30-31 Ottobre 2021
Clio Cup Europe - Sectors & Speed Race 2

SEG. 1		
1	25	ALBOUY (B D) Alexandre 44.842
2	1	PEKAR (C) Tomas 44.886
3	27	BERTO (A) Filippo 44.969
4	13	OSpanov (A B) Yeraly 44.988
5	94	BACCHI (A) Pietro 45.279
6	125	SPINKIEWICZ (B C) Je 45.305
7	213	HERRERIAS (D) Antonio 45.333
8	15	POUGET (B D) David 45.386
9	29	COCAIGN (B C) Paul 45.426
10	9	STUCKI (C) Andreas 45.434
11	21	POLDERMAN (B D) Ste 45.462
12	74	ZADOTTI (A) Vittorio 45.463
13	2	GUILLOT (A C) Marc 45.487
14	69	STEFANA (A) Quinto 45.488
15	116	TREBBI (A) Giacomo 45.493
16	333	BARGIGGIA (A) Stefano 45.495
17	12	TORELLI (A) Gabriele 45.511
18	42	ALONSO (C) Mariano 45.545
19	16	VIGUIER (B C) Lionel 45.558
20	88	HORN (B D) 45.571
21	50	MILAN (B D) Nicolas 45.576
22	161	SANDRUCCI (A) Gustav 45.585
23	103	MEZZETTI (A) William 45.593
24	46	'DUE' (A) 45.609
25	93	ABELLA (D) Nicolas 45.610
26	99	MAIO (B D) Guillaume 45.612
27	10	NICOLI (A) Lorenzo 45.620
28	17	PASQUALI (A C) Daniel 45.625
29	111	LANNEPOUDENX (B D) 45.628
30	76	DANETTI (A) Massimilian 45.639
31	40	SEBASTI SCALERA (A) 45.642
32	211	MILJKOVIC (C) Nikola 45.651
33	55	STEENMETZ (B D) Ren 45.689
34	87	JELMINI (A) Felice 45.704
35	73	CUTINI (A) Sandro 45.718
36	102	ARGENTI (A) Andrea 45.726
37	34	THEVENOT Jean Marc 45.742
38	82	CIMENES (A) Jacopo 45.744
39	6	SCIONTI (A) Federico 45.854
40	33	FAYE (B) Michel 46.056
41	38	ALCIDI (A C) Alessio 46.086
42	92	RUGHETTI (A) Matteo 46.350
43	61	ALONSO (D) Gabriel 46.560
44	71	BIGOGNO (A) Matteo 46.639
45	4	RODRIGO (D) Joaquin 46.660
46	51	SEIBEL (C) Henrik 49.086

SEG. 2		
1	103	MEZZETTI (A) William 46.989
2	102	ARGENTI (A) Andrea 47.029
3	211	MILJKOVIC (C) Nikola 47.141
4	40	SEBASTI SCALERA (A) 47.527
5	161	SANDRUCCI (A) Gustav 47.627
6	87	JELMINI (A) Felice 47.651
7	1	PEKAR (C) Tomas 47.729
8	125	SPINKIEWICZ (B C) Je 47.874
9	15	POUGET (B D) David 47.897
10	6	SCIONTI (A) Federico 47.960
11	10	NICOLI (A) Lorenzo 47.982
12	2	GUILLOT (A C) Marc 48.032
13	12	TORELLI (A) Gabriele 48.058
14	69	STEFANA (A) Quinto 48.061
15	50	MILAN (B D) Nicolas 48.084
16	27	BERTO (A) Filippo 48.150
17	55	STEENMETZ (B D) Ren 48.223
18	25	ALBOUY (B D) Alexandre 48.258
19	94	BACCHI (A) Pietro 48.261
20	116	TREBBI (A) Giacomo 48.267
21	29	COCAIGN (B C) Paul 48.269
22	9	STUCKI (C) Andreas 48.348
23	93	ABELLA (D) Nicolas 48.366
24	13	OSpanov (A B) Yeraly 48.388
25	213	HERRERIAS (D) Antonio 48.425
26	21	POLDERMAN (B D) Ste 48.654
27	16	VIGUIER (B C) Lionel 48.657
28	46	'DUE' (A) 48.710
29	73	CUTINI (A) Sandro 48.913
30	88	HORN (B D) 48.956
31	99	MAIO (B D) Guillaume 48.998
32	111	LANNEPOUDENX (B D) 49.003
33	42	ALONSO (C) Mariano 49.008
34	76	DANETTI (A) Massimilian 49.047
35	71	BIGOGNO (A) Matteo 49.206
36	74	ZADOTTI (A) Vittorio 49.220
37	33	FAYE (B) Michel 49.265
38	38	ALCIDI (A C) Alessio 49.294
39	34	THEVENOT Jean Marc 49.332
40	92	RUGHETTI (A) Matteo 49.382
41	333	BARGIGGIA (A) Stefano 49.415
42	82	CIMENES (A) Jacopo 49.469
43	17	PASQUALI (A C) Daniel 49.865
44	51	SEIBEL (C) Henrik 49.879
45	4	RODRIGO (D) Joaquin 50.396
46	61	ALONSO (D) Gabriel 51.400

SEG. 3		
1	161	SANDRUCCI (A) Gustav 47.696
2	125	SPINKIEWICZ (B C) Je 47.728
3	1	PEKAR (C) Tomas 48.097
4	12	TORELLI (A) Gabriele 48.164
5	15	POUGET (B D) David 48.210
6	69	STEFANA (A) Quinto 48.286
7	103	MEZZETTI (A) William 48.296
8	25	ALBOUY (B D) Alexandre 48.319
9	93	ABELLA (D) Nicolas 48.334
10	87	JELMINI (A) Felice 48.370
11	40	SEBASTI SCALERA (A) 48.445
12	6	SCIONTI (A) Federico 48.479
13	10	NICOLI (A) Lorenzo 48.493
14	55	STEENMETZ (B D) Ren 48.544
15	102	ARGENTI (A) Andrea 48.553
16	213	HERRERIAS (D) Antonio 48.554
17	13	OSpanov (A B) Yeraly 48.597
18	9	STUCKI (C) Andreas 48.604
19	21	POLDERMAN (B D) Ste 48.607
20	2	GUILLOT (A C) Marc 48.647
21	50	MILAN (B D) Nicolas 48.660
22	92	RUGHETTI (A) Matteo 48.669
23	94	BACCHI (A) Pietro 48.720
24	42	ALONSO (C) Mariano 48.739
25	27	BERTO (A) Filippo 48.754
26	99	MAIO (B D) Guillaume 48.757
27	29	COCAIGN (B C) Paul 48.784
28	46	'DUE' (A) 48.818
29	116	TREBBI (A) Giacomo 48.842
30	74	ZADOTTI (A) Vittorio 48.919
31	211	MILJKOVIC (C) Nikola 49.025
32	16	VIGUIER (B C) Lionel 49.037
33	111	LANNEPOUDENX (B D) 49.172
34	76	DANETTI (A) Massimilian 49.210
35	33	FAYE (B) Michel 49.335
36	34	THEVENOT Jean Marc 49.350
37	73	CUTINI (A) Sandro 49.388
38	17	PASQUALI (A C) Daniel 49.426
39	88	HORN (B D) 49.819
40	333	BARGIGGIA (A) Stefano 49.952
41	82	CIMENES (A) Jacopo 50.070
42	38	ALCIDI (A C) Alessio 50.085
43	71	BIGOGNO (A) Matteo 50.475
44	51	SEIBEL (C) Henrik 50.767
45	61	ALONSO (D) Gabriel 50.961
46	4	RODRIGO (D) Joaquin 51.062





Monza 5.793 m

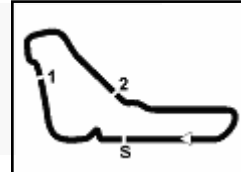
ACI Racing Weekend Monza 30-31 Ottobre 2021

Clio Cup Europe - Lap Chart Race 2

	Lap										
	1	2	3	4	5	6	7	8	9	10	11
1	87	87	87	87	87	87	87	87	87	87	87
2	50	50	50	50	50	50	50	50	50	50	50
3	6	6	6	6	6	6	6	27	27	27	27
4	111	111	2	2	2	2	27	2	25	2	25
5	27	2	27	27	27	27	2	25	2	25	2
6	2	27	15	10	10	10	10	10	10	213	213
7	10	15	10	15	15	15	25	6	213	93	93
8	15	10	25	25	25	25	213	213	6	10	102
9	25	25	213	213	213	213	93	93	93	6	10
10	102	213	93	93	93	93	40	40	40	102	6
11	213	102	102	102	102	102	102	102	102	40	40
12	93	93	211	211	211	211	211	211	211	211	15
13	40	211	40	40	40	40	94	15	15	15	211
14	99	40	116	116	116	116	116	116	116	116	12
15	116	116	99	99	99	94	15	29	94	29	116
16	211	99	94	94	94	99	99	94	29	94	29
17	103	21	21	21	21	29	29	99	99	12	94
18	29	29	29	29	29	9	9	9	9	9	125
19	21	94	9	9	9	21	21	12	12	99	9
20	9	9	55	55	55	55	55	55	55	125	99
21	94	12	103	103	103	12	12	21	125	55	69
22	125	55	16	16	16	69	69	125	69	69	103
23	12	103	12	12	12	103	125	69	103	103	55
24	16	16	125	125	125	125	103	103	21	21	21
25	88	125	69	69	69	16	16	16	16	1	1
26	69	69	88	88	88	88	88	42	1	16	16
27	74	74	74	74	74	42	42	1	42	46	46
28	55	88	73	73	73	46	46	88	46	42	42
29	73	73	42	42	42	74	1	46	88	88	88
30	1	46	1	1	1	1	74	74	73	74	74
31	17	42	46	46	46	73	73	73	74	73	73
32	34	1	34	34	34	34	34	34	76	76	34
33	46	34	33	33	33	33	76	76	34	34	161
34	92	17	17	17	17	76	33	33	33	33	76
35	33	33	76	76	76	17	17	82	161	161	33
36	51	51	71	71	71	71	82	17	82	13	13
37	42	76	38	92	92	82	71	161	13	82	82
38	38	38	92	82	82	92	92	13	17	17	17
39	71	92	82	38	38	38	13	92	92	92	92
40	76	71	333	333	333	13	161	71	71	71	71
41	82	82	13	13	13	161	38	38	38	38	38
42	13	333	61	61	61	333	61	333	333	333	333
43	4	13	4	4	4	61	333	61	61	4	4
44	333	4	161	161	161	4	4	4	4	61	61
45	61	61									
46	161	161									

Final Result		
1	87 JELMINI (A) F.	Laps 11
2	50 MILAN (B D) N.	2.920
3	27 BERTO (A) F.	4.153
4	25 ALBOUY (B D) A.	4.543
5	2 GUILLOT (A C) M.	6.950
6	213 HERRERIAS (D) A.	7.458
7	93 ABELLA (D) N.	7.537
8	6 SCIONTI (A) F.	9.554
9	40 SEBASTI SCALERA (9.815
10	15 POUGET (B D) D.	12.709
11	211 MILJKOVIC (C) N.	12.759
12	116 TREBBI (A) G.	15.091
13	29 COCAIGN (B C) P.	15.109
14	94 BACCHI (A) P.	15.133
15	125 SPINKIEWICZ (B C) J	15.226
16	9 STUCKI (C) A.	16.554
17	12 TORELLI (A) G. (P)	17.025
18	99 MAIO (B D) G.	17.459
19	69 STEFANA (A) Q.	20.703
20	103 MEZZETTI (A) W.	20.775
21	55 STEENMETZ (B D) R.	21.484
22	1 PEKAR (C) T.	24.198
23	16 VIGUIER (B C) L.	28.239
24	46 'DUE' (A)	30.328
25	42 ALONSO (C) M.	33.781
26	10 NICOLI (A) L. (P)	33.824
27	88 HORN (B D)	34.530
28	102 ARGENTI (A) A. (P)	36.320
29	74 ZADOTTI (A) V.	36.846
30	73 CUTINI (A) S.	36.987
31	34 THEVENOT J.	38.735
32	161 SANDRUCCI (A) G.	38.825
33	76 DANETTI (A) M.	39.898
34	33 FAYE (B) M.	41.239
35	13 OSPANOV (A B) Y.	44.699
36	82 CIMENES (A) J.	47.061
37	17 PASQUALI (A C) D.	47.951
38	92 RUGHETTI (A) M.	48.347
39	71 BIGOGNO (A) M.	1'00.892
40	38 ALCIDI (A C) A.	1'01.768
41	333 BARGIGLIA (A) S.	1'02.084
42	4 RODRIGO (D) J.	1'25.840
43	61 ALONSO (D) G.	2'21.539
RET	111 LANNEPOUDENX (B	9 Laps
RET	51 SEIBEL (C) H.	9 Laps
NS	5 JURADO (A B) A.	
EX	21 POLDERMAN (B D) S	22.319





Monza 5.793 m

ACI Racing Weekend Monza 30-31 Ottobre 2021

Clio Cup Europe - Chronological Analysis Race 2

Start at 9:21'27.793

1 / 6

1 T. PEKAR (C) (2'20.712)						
Lap	Seg.1	Seg.2	Seg.3	Lap Time	km/h	Local Time
1		51.231	55.229	2'42.317	150,2	9:24'10.110
2	47.025	53.298	51.422	2'31.745	170,3	9:26'41.855
3	46.747	49.306	50.551	2'26.604	175,9	9:29'08.459
4	54.562	59.879	1'03.081	2'57.522	147,7	9:32'05.981
5	1'02.160	56.606	50.838	2'49.604	123,1	9:34'55.585
6	47.128	50.112	48.922	2'26.162	175,9	9:37'21.747
7	46.341	49.783	49.866	2'25.990	180,9	9:39'47.737
8	45.647	48.933	48.489	2'23.069	180,3	9:42'10.806
9	45.406	48.405	48.538	2'22.349	186,2	9:44'33.155
10	45.748	48.841	48.309	2'22.898	176,8	9:46'56.053
11	44.886	47.729	48.097	2'20.712	189,5	9:49'16.765
Race Time 27'48.972						

2 M. GUILLOT (A C) (2'22.392)						
Lap	Seg.1	Seg.2	Seg.3	Lap Time	km/h	Local Time
1		49.648	49.323	2'29.184	158,8	9:23'56.977
2	45.752	48.333	49.193	2'23.278	189,1	9:26'20.255
3	46.545	48.595	48.807	2'23.947	179,4	9:28'44.202
4	52.605	1'04.356	1'03.694	3'00.655	187,8	9:31'44.857
5	59.097	59.169	55.585	2'53.851	118,7	9:34'38.708
6	45.487	48.032	48.873	2'22.392	184,3	9:37'01.100
7	46.795	49.041	48.715	2'24.551	185,2	9:39'25.651
8	45.987	48.482	49.014	2'23.483	180,0	9:41'49.134
9	45.930	48.343	49.324	2'23.597	181,2	9:44'12.731
10	45.708	48.308	48.672	2'22.688	187,2	9:46'35.419
11	46.878	48.573	48.647	2'24.098	197,8	9:48'59.517
Race Time 27'31.724						

4 J. RODRIGO (D) (2'28.514)						
Lap	Seg.1	Seg.2	Seg.3	Lap Time	km/h	Local Time
1		53.655	53.829	2'50.579	124,0	9:24'18.372
2	50.424	53.274	54.040	2'37.738	144,6	9:26'56.110
3	48.656	52.668	54.641	2'35.965	168,0	9:29'32.075
4	52.425	53.395	1'02.011	2'47.831	127,4	9:32'19.906
5	58.605	56.247	53.171	2'48.023	128,3	9:35'07.929
6	48.495	52.006	52.219	2'32.720	154,1	9:37'40.649
7	48.427	51.128	52.651	2'32.206	164,9	9:40'12.855
8	48.102	51.247	52.258	2'31.607	157,9	9:42'44.462
9	47.056	50.396	51.062	2'28.514	164,9	9:45'12.976
10	46.660	51.923	53.050	2'31.633	170,9	9:47'44.609
11	48.425	52.293	53.080	2'33.798	156,1	9:50'18.407
Race Time 28'50.614						

6 F. SCIONTI (A) (2'22.804)						
Lap	Seg.1	Seg.2	Seg.3	Lap Time	km/h	Local Time
1		48.533	50.063	2'26.746	161,2	9:23'54.539
2	46.358	48.589	49.482	2'24.429	180,0	9:26'18.968
3	46.551	48.660	49.127	2'24.338	185,6	9:28'43.306
4	52.468	1'04.647	1'02.240	2'59.355	176,8	9:31'42.661
5	1'00.554	58.858	56.164	2'55.576	132,0	9:34'38.237
6	45.876	47.960	48.968	2'22.804	183,1	9:37'01.041
7	46.273	48.269	48.952	2'23.494	183,1	9:39'24.535
8	47.090	49.755	48.627	2'25.472	175,9	9:41'50.007
9	45.854	49.947	48.479	2'24.280	178,5	9:44'14.287
10	46.734	48.868	48.544	2'24.146	163,9	9:46'38.433
11	46.469	48.445	48.774	2'23.688	178,2	9:49'02.121
Race Time 27'34.328						

9 A. STUCKI (C) (2'22.968)						
Lap	Seg.1	Seg.2	Seg.3	Lap Time	km/h	Local Time
1		52.109	51.515	2'37.402	147,7	9:24'05.195
2	47.437	50.028	50.078	2'27.543	153,2	9:26'32.738

3	46.188	49.745	49.690	2'25.623	185,2	9:28'58.361
4	54.619	1'02.314	1'03.424	3'00.357	183,4	9:31'58.718
5	59.648	58.304	51.412	2'49.364	123,1	9:34'48.082
6	45.585	49.133	49.414	2'24.132	185,6	9:37'12.214
7	45.956	48.702	49.048	2'23.706	189,5	9:39'35.920
8	45.776	48.799	48.946	2'23.521	181,5	9:41'59.441
9	45.951	48.348	48.945	2'23.244	188,5	9:44'22.685
10	45.754	48.610	48.604	2'22.968	176,2	9:46'45.653
11	45.434	48.421	49.613	2'23.468	190,8	9:49'09.121
Race Time 27'41.328						

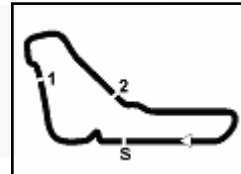
10 L. NICOLI (A) (2'23.168)						
Lap	Seg.1	Seg.2	Seg.3	Lap Time	km/h	Local Time
1		48.914	49.554	2'29.412	167,2	9:23'57.205
2	46.321	49.431	49.637	2'25.389	178,5	9:26'22.594
3	46.064	48.127	49.174	2'23.365	189,5	9:28'45.959
4	51.939	1'05.229	1'04.063	3'01.231	187,2	9:31'47.190
5	58.867	58.883	54.203	2'51.953	117,0	9:34'39.143
6	46.215	47.982	48.971	2'23.168	182,1	9:37'02.311
7	46.392	48.702	48.493	2'23.587	189,1	9:39'25.898
8	46.144	48.855	48.996	2'23.995	189,1	9:41'49.893
9	46.952	48.379	48.953	2'24.284	181,8	9:44'14.177
10	46.657	48.011	48.875	2'23.543	170,6	9:46'37.720
11	45.620	49.439	48.612	2'23.671	182,4	9:49'01.391
Race Time 27'33.598 + 25.000Pen						

12 G. TORELLI (A) (2'22.002)						
Lap	Seg.1	Seg.2	Seg.3	Lap Time	km/h	Local Time
1		53.097	51.632	2'38.827	150,6	9:24'06.620
2	47.488	51.276	50.841	2'29.605	163,4	9:26'36.225
3	46.305	50.086	50.053	2'26.444	178,5	9:29'02.669
4	54.801	1'00.580	1'03.594	2'58.975	160,7	9:32'01.644
5	1'01.134	56.967	51.591	2'49.692	126,2	9:34'51.336
6	45.691	48.528	48.942	2'23.161	184,3	9:37'14.497
7	45.511	48.796	48.742	2'23.049	184,6	9:39'37.546
8	45.994	48.415	48.402	2'22.811	180,0	9:42'00.357
9	46.127	48.058	48.593	2'22.778	177,9	9:44'23.135
10	45.975	48.316	48.164	2'22.455	173,4	9:46'45.590
11	45.660	48.066	48.276	2'22.002	177,9	9:49'07.592
Race Time 27'39.799 + 2.000Pen						

13 Y. OSPANOV (A B) (2'23.822)						
Lap	Seg.1	Seg.2	Seg.3	Lap Time	km/h	Local Time
1		54.201	53.712	2'48.853	130,3	9:24'16.646
2	48.646	58.451	52.088	2'39.185	153,8	9:26'55.831
3	47.962	52.153	52.656	2'32.771	180,6	9:29'28.602
4	52.770	52.693	1'04.150	2'49.613	134,5	9:32'18.215
5	58.273	55.459	52.934	2'46.666	119,1	9:35'04.881
6	47.666	50.828	50.239	2'28.733	166,9	9:37'33.614
7	44.988	49.846	49.363	2'24.197	179,7	9:39'57.811
8	47.066	50.151	49.316	2'26.533	158,1	9:42'24.344
9	46.597	48.388	48.837	2'23.822	169,8	9:44'48.166
10	45.931	49.308	48.597	2'23.836	172,8	9:47'12.002
11	45.914	50.583	48.767	2'25.264	187,8	9:49'37.266
Race Time 28'09.473						

15 D. POUGET (B D) (2'22.558)						
Lap	Seg.1	Seg.2	Seg.3	Lap Time	km/h	Local Time
1		49.365	49.353	2'29.525	164,9	9:23'57.318
2	46.047	49.574	49.281	2'24.902	173,9	9:26'22.220
3	46.016	48.262	49.424	2'23.702	194,9	9:28'45.922
4	52.625	1'05.126	1'04.250	3'02.001	193,5	9:31'47.923
5	59.362	58.680	53.913	2'51.955	117,8	9:34'39.878
6	45.693	47.897	48.968	2'22.558	186,9	9:37'02.436





Monza 5.793 m

ACI Racing Weekend Monza 30-31 Ottobre 2021
Clio Cup Europe - Chronological Analysis Race 2

Start at 9:21'27.793

2 / 6

7	46.034	55.858	48.685	2'30.577	188,2	9:39'33.013
8	45.842	48.238	48.919	2'22.999	198,5	9:41'56.012
9	46.073	48.868	48.881	2'23.822	195,7	9:44'19.834
10	45.768	48.720	48.210	2'22.698	194,2	9:46'42.532
11	45.386	48.418	48.940	2'22.744	192,9	9:49'05.276
Race Time 27'37.483						

27 F. BERTO (A) (2'21.873)						
Lap	Seg.1	Seg.2	Seg.3	Lap Time	km/h	Local Time
1		49.219	49.732	2'28.633	164,9	9:23'56.426
2	45.656	48.950	49.796	2'24.402	186,9	9:26'20.828
3	46.098	48.870	49.230	2'24.198	178,2	9:28'45.026
4	52.341	1'04.395	1'03.707	3'00.443	188,5	9:31'45.469
5	59.370	58.969	55.042	2'53.381	116,0	9:34'38.850
6	45.616	48.692	48.862	2'23.170	181,8	9:37'02.020
7	45.881	48.653	48.985	2'23.519	189,1	9:39'25.539
8	45.567	48.171	48.986	2'22.724	180,3	9:41'48.263
9	45.480	48.380	49.019	2'22.879	189,1	9:44'11.142
10	45.575	48.941	49.189	2'23.705	188,2	9:46'34.847
11	44.969	48.150	48.754	2'21.873	195,7	9:48'56.720
Race Time 27'28.927						

16 L. VIGUIER (B C) (2'24.053)						
Lap	Seg.1	Seg.2	Seg.3	Lap Time	km/h	Local Time
1		50.796	50.826	2'39.161	137,1	9:24'06.954
2	47.758	51.291	50.564	2'29.613	165,6	9:26'36.567
3	46.906	48.663	50.415	2'25.984	179,7	9:29'02.551
4	54.243	1'00.739	1'02.807	2'57.789	152,1	9:32'00.340
5	1'02.057	56.999	51.487	2'50.543	127,5	9:34'50.883
6	47.072	48.977	50.108	2'26.157	176,5	9:37'17.040
7	47.100	49.159	49.480	2'25.739	184,9	9:39'42.779
8	45.702	49.732	49.267	2'24.701	189,5	9:42'07.480
9	46.003	49.569	49.351	2'24.923	181,5	9:44'32.403
10	46.211	48.657	49.482	2'24.350	182,7	9:46'56.753
11	45.558	49.458	49.037	2'24.053	185,6	9:49'20.806
Race Time 27'53.013						

29 P. COCAIGN (B C) (2'23.024)						
Lap	Seg.1	Seg.2	Seg.3	Lap Time	km/h	Local Time
1		51.541	52.130	2'37.043	139,9	9:24'04.836
2	47.429	49.650	50.518	2'27.597	156,5	9:26'32.433
3	46.200	49.229	49.635	2'25.064	171,7	9:28'57.497
4	54.178	1'02.543	1'03.976	3'00.697	168,2	9:31'58.194
5	59.267	58.303	51.201	2'48.771	119,5	9:34'46.965
6	46.211	48.269	48.833	2'23.313	178,5	9:37'10.278
7	45.663	48.727	49.386	2'23.776	180,0	9:39'34.054
8	45.922	48.510	48.784	2'23.216	184,9	9:41'57.270
9	45.816	48.884	48.912	2'23.612	177,6	9:44'20.882
10	45.426	48.564	49.034	2'23.024	169,8	9:46'43.906
11	45.761	48.623	49.386	2'23.770	172,5	9:49'07.676
Race Time 27'39.883						

17 D. PASQUALI (A C) (2'25.479)						
Lap	Seg.1	Seg.2	Seg.3	Lap Time	km/h	Local Time
1		51.034	52.838	2'43.063	124,6	9:24'10.856
2	46.955	51.477	53.158	2'31.590	174,5	9:26'42.446
3	47.279	51.174	51.620	2'30.073	165,9	9:29'12.519
4	55.973	58.032	1'04.038	2'58.043	111,8	9:32'10.562
5	1'00.970	55.763	52.103	2'48.836	120,1	9:34'59.398
6	47.022	50.880	50.888	2'28.790	177,3	9:37'28.188
7	46.000	50.370	50.940	2'27.310	186,2	9:39'55.498
8	46.452	49.889	50.515	2'26.856	167,7	9:42'22.354
9	46.062	49.865	50.006	2'25.933	167,7	9:44'48.287
10	46.622	50.019	50.111	2'26.752	170,1	9:47'15.039
11	45.625	50.428	49.426	2'25.479	177,6	9:49'40.518
Race Time 28'12.725						

33 M. FAYE (B) (2'24.826)						
Lap	Seg.1	Seg.2	Seg.3	Lap Time	km/h	Local Time
1		53.379	51.854	2'45.703	135,8	9:24'13.496
2	46.717	51.007	51.901	2'29.625	168,0	9:26'43.121
3	46.710	50.097	51.336	2'28.143	163,4	9:29'11.264
4	56.684	58.043	1'03.579	2'58.306	114,4	9:32'09.570
5	1'01.590	55.705	51.441	2'48.736	119,2	9:34'58.306
6	46.348	50.384	50.467	2'27.199	169,0	9:37'25.505
7	46.720	49.404	50.133	2'26.257	170,6	9:39'51.762
8	46.056	49.739	49.870	2'25.665	170,3	9:42'17.427
9	46.226	49.265	49.335	2'24.826	180,3	9:44'42.253
10	46.482	49.309	49.649	2'25.440	173,1	9:47'07.693
11	46.153	49.768	50.192	2'26.113	178,2	9:49'33.806
Race Time 28'06.013						

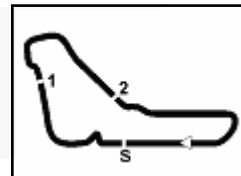
21 S. POLDERMAN (B D) (2'23.439)						
Lap	Seg.1	Seg.2	Seg.3	Lap Time	km/h	Local Time
1		51.607	50.715	2'37.211	143,8	9:24'05.004
2	47.374	48.654	49.948	2'25.976	157,4	9:26'30.980
3	45.910	49.559	50.033	2'25.502	173,4	9:28'56.482
4	54.351	1'02.827	1'04.070	3'01.248	168,0	9:31'57.730
5	59.256	58.248	51.357	2'48.861	121,1	9:34'46.591
6	46.821	49.785	49.299	2'25.905	171,4	9:37'12.496
7	45.979	49.179	49.645	2'24.803	165,6	9:39'37.299
8	46.418	49.416	48.833	2'24.667	170,3	9:42'01.966
9	45.462	48.986	49.925	2'24.373	180,6	9:44'26.339
10	46.084	49.885	49.139	2'25.108	170,9	9:46'51.447
11	45.596	49.236	48.607	2'23.439	178,2	9:49'14.886
Race Time 27'47.093						

34 J. THEVENOT (2'24.574)						
Lap	Seg.1	Seg.2	Seg.3	Lap Time	km/h	Local Time
1		51.199	52.371	2'43.163	129,2	9:24'10.956
2	48.347	50.708	51.939	2'30.994	159,3	9:26'41.950
3	47.226	50.120	50.889	2'28.235	170,6	9:29'10.185
4	56.836	57.927	1'03.745	2'58.508	126,5	9:32'08.693
5	1'01.404	55.976	51.654	2'49.034	116,9	9:34'57.727
6	45.956	49.332	50.158	2'25.446	174,8	9:37'23.173
7	46.393	49.612	49.971	2'25.976	169,8	9:39'49.149
8	46.082	49.718	50.643	2'26.443	161,0	9:42'15.592
9	46.230	49.503	49.616	2'25.349	181,8	9:44'40.941
10	45.742	49.427	49.405	2'24.574	181,8	9:47'05.515
11	45.749	50.688	49.350	2'25.787	174,8	9:49'31.302
Race Time 28'03.509						

25 A. ALBOUY (B D) (2'21.419)						
Lap	Seg.1	Seg.2	Seg.3	Lap Time	km/h	Local Time
1		50.322	50.010	2'31.747	164,4	9:23'59.540
2	46.087	49.187	49.515	2'24.789	177,3	9:26'24.329
3	45.751	48.967	49.244	2'23.962	182,7	9:28'48.291
4	50.866	1'05.568	1'03.685	3'00.119	191,5	9:31'48.410
5	59.609	59.624	52.679	2'51.912	115,6	9:34'40.322
6	45.493	48.670	48.800	2'22.963	180,0	9:37'03.285
7	45.550	48.598	48.862	2'23.010	189,1	9:39'26.295
8	45.682	48.973	48.852	2'23.507	177,9	9:41'49.802
9	45.272	48.423	48.492	2'22.187	186,9	9:44'11.989
10	45.073	48.609	50.020	2'23.702	186,2	9:46'35.691

38 A. ALCIDI (A C) (2'25.465)						
Lap	Seg.1	Seg.2	Seg.3	Lap Time	km/h	Local Time





ACI Racing Weekend Monza 30-31 Ottobre 2021
Clio Cup Europe - Chronological Analysis Race 2

Monza 5.793 m

Start at 9:21'27.793

3 / 6

Lap	Seg.1	Seg.2	Seg.3	Lap Time	km/h	Local Time
1		54.068	52.676	2'47.056	132,7	9:24'14.849
2	48.538	51.736	51.776	2'32.050	149,4	9:26'46.899
3	48.163	50.894	52.091	2'31.148	163,6	9:29'18.047
4	54.306	55.987	1'08.547	2'58.840	138,5	9:32'16.887
5	58.234	55.780	52.766	2'46.780	124,3	9:35'03.667
6	47.511	51.003	51.136	2'29.650	156,7	9:37'33.317
7	46.945	50.044	55.675	2'32.664	170,9	9:40'05.981
8	47.309	50.197	50.968	2'28.474	173,6	9:42'34.455
9	46.791	50.045	50.616	2'27.452	165,1	9:45'01.907
10	46.859	49.989	50.115	2'26.963	155,6	9:47'28.870
11	46.086	49.294	50.085	2'25.465	170,9	9:49'54.335
Race Time 28'26.542						

51 H. SEIBEL (C) (2'31.772)						
Lap	Seg.1	Seg.2	Seg.3	Lap Time	km/h	Local Time
1		54.009	52.264	2'45.882	130,3	9:24'13.675
2	49.320	51.685	50.767	2'31.772	137,9	9:26'45.447
Race Time 5'17.654						

40 A. SEBASTI SCALERA (A) (2'22.221)						
Lap	Seg.1	Seg.2	Seg.3	Lap Time	km/h	Local Time
1		51.309	51.575	2'35.287	161,9	9:24'03.080
2	46.573	49.632	49.733	2'25.938	169,3	9:26'29.018
3	46.162	48.432	49.185	2'23.779	184,9	9:28'52.797
4	53.940	1'03.412	1'04.461	3'01.813	187,5	9:31'54.610
5	59.367	58.292	51.099	2'48.758	125,1	9:34'43.368
6	46.327	48.089	48.878	2'23.294	182,1	9:37'06.662
7	45.642	48.913	49.576	2'24.131	189,8	9:39'30.793
8	45.843	48.643	48.710	2'23.196	194,2	9:41'53.989
9	45.773	47.527	48.921	2'22.221	200,7	9:44'16.210
10	46.527	48.578	48.445	2'23.550	191,8	9:46'39.760
11	45.779	48.213	48.630	2'22.622	186,9	9:49'02.382
Race Time 27'34.589						

55 R. STEENMETZ (B D) (2'22.997)						
Lap	Seg.1	Seg.2	Seg.3	Lap Time	km/h	Local Time
1		51.056	51.732	2'41.132	133,3	9:24'08.925
2	46.336	50.596	50.422	2'27.354	176,5	9:26'36.279
3	45.928	49.556	49.290	2'24.774	185,6	9:29'01.053
4	53.917	1'01.211	1'03.369	2'58.497	176,2	9:31'59.550
5	1'01.091	57.376	52.086	2'50.553	121,1	9:34'50.103
6	45.689	48.882	49.337	2'23.908	191,2	9:37'14.011
7	45.873	48.677	48.797	2'23.347	186,2	9:39'37.358
8	45.833	48.590	48.646	2'23.069	177,9	9:42'00.427
9	45.802	48.223	48.972	2'22.997	179,7	9:44'23.424
10	46.929	49.291	49.078	2'25.298	180,0	9:46'48.722
11	47.337	49.448	48.544	2'25.329	180,0	9:49'14.051
Race Time 27'46.258						

42 M. ALONSO (C) (2'23.738)						
Lap	Seg.1	Seg.2	Seg.3	Lap Time	km/h	Local Time
1		53.236	51.849	2'45.956	116,5	9:24'13.749
2	46.882	50.087	50.825	2'27.794	166,9	9:26'41.543
3	46.325	49.680	49.956	2'25.961	192,5	9:29'07.504
4	54.857	59.866	1'03.172	2'57.895	150,8	9:32'05.399
5	1'02.328	56.550	51.220	2'50.098	121,3	9:34'55.497
6	46.260	49.225	50.102	2'25.587	185,9	9:37'21.084
7	45.885	49.114	48.739	2'23.738	194,6	9:39'44.822
8	45.545	50.322	49.085	2'24.952	197,1	9:42'09.774
9	45.943	49.008	49.444	2'24.395	196,7	9:44'34.169
10	45.706	51.088	48.992	2'25.786	187,5	9:46'59.955
11	47.968	49.491	48.934	2'26.393	186,5	9:49'26.348
Race Time 27'58.555						

61 G. ALONSO (D) (2'29.409)						
Lap	Seg.1	Seg.2	Seg.3	Lap Time	km/h	Local Time
1		55.244	53.165	2'52.163	118,2	9:24'19.956
2	49.466	53.408	53.782	2'36.656	146,7	9:26'56.612
3	47.555	52.506	53.000	2'33.061	166,2	9:29'29.673
4	53.306	52.543	1'03.836	2'49.685	130,8	9:32'19.358
5	58.849	55.466	52.691	2'47.006	124,4	9:35'06.364
6	48.130	51.773	51.230	2'31.133	162,4	9:37'37.497
7	46.560	51.888	50.961	2'29.409	175,9	9:40'06.906
8	47.477	51.400	52.517	2'31.394	167,2	9:42'38.300
9	47.077	51.475	51.051	2'29.603	153,4	9:45'07.903
10	46.584	1'52.338	52.885	3'31.807	171,2	9:48'39.710
11	47.548	53.910	52.938	2'34.396	172,8	9:51'14.106
Race Time 29'46.313						

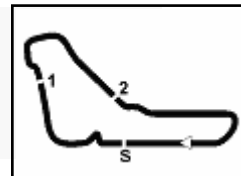
46 . 'DUE' (A) (2'23.573)						
Lap	Seg.1	Seg.2	Seg.3	Lap Time	km/h	Local Time
1		51.903	51.805	2'43.589	128,4	9:24'11.382
2	47.139	51.312	51.222	2'29.673	163,4	9:26'41.055
3	47.015	49.844	51.006	2'27.865	191,2	9:29'08.920
4	54.859	59.720	1'03.302	2'57.881	138,6	9:32'06.801
5	1'02.190	56.197	51.369	2'49.756	117,0	9:34'56.557
6	45.877	49.056	49.875	2'24.808	187,5	9:37'21.365
7	46.374	48.908	49.021	2'24.303	188,5	9:39'45.668
8	46.204	49.063	50.541	2'25.808	193,9	9:42'11.476
9	45.799	48.710	49.064	2'23.573	185,9	9:44'35.049
10	45.609	49.513	48.818	2'23.940	193,2	9:46'58.989
11	45.992	48.833	49.081	2'23.906	204,2	9:49'22.895
Race Time 27'55.102						

69 Q. STEFANA (A) (2'22.303)						
Lap	Seg.1	Seg.2	Seg.3	Lap Time	km/h	Local Time
1		49.864	51.697	2'40.234	141,7	9:24'08.027
2	47.044	51.995	50.863	2'29.902	169,3	9:26'37.929
3	45.950	49.647	49.689	2'25.286	175,3	9:29'03.215
4	55.750	1'00.355	1'03.387	2'59.492	155,2	9:32'02.707
5	1'01.850	56.245	51.276	2'49.371	123,7	9:34'52.078
6	45.772	48.932	49.246	2'23.950	187,5	9:37'16.028
7	46.169	48.733	49.552	2'24.454	198,9	9:39'40.482
8	45.756	48.714	48.286	2'22.756	185,9	9:42'03.238
9	45.488	48.061	48.754	2'22.303	172,2	9:44'25.541
10	45.573	49.210	49.050	2'23.833	184,6	9:46'49.374
11	45.662	49.642	48.592	2'23.896	188,2	9:49'13.270
Race Time 27'45.477						

50 N. MILAN (B D) (2'22.670)						
Lap	Seg.1	Seg.2	Seg.3	Lap Time	km/h	Local Time
1		48.585	49.874	2'26.624	168,8	9:23'54.417
2	46.034	48.803	49.321	2'24.158	199,3	9:26'18.575
3	46.105	48.681	49.223	2'24.009	197,1	9:28'42.584
4	52.214	1'04.888	1'01.976	2'59.078	187,8	9:31'41.662

71 M. BIGOGNO (A) (2'26.938)						
Lap	Seg.1	Seg.2	Seg.3	Lap Time	km/h	Local Time
1		54.326	52.204	2'47.277	120,9	9:24'15.070
2	49.785	51.699	51.913	2'33.397	146,9	9:26'48.467
3	47.255	50.245	51.834	2'29.334	161,7	9:29'17.801





ACI Racing Weekend Monza 30-31 Ottobre 2021

Clio Cup Europe - Chronological Analysis Race 2

Monza 5.793 m

Start at 9:21'27.793

4 / 6

4	54.048	55.831	1'04.745	2'54.624	141,7	9:32'12.425	8	45.911	49.526	50.554	2'25.991	169,0	9:42'21.593
5	1'00.436	55.570	53.387	2'49.393	118,9	9:35'01.818	9	46.082	49.469	50.555	2'26.106	167,4	9:44'47.699
6	46.639	49.206	51.093	2'26.938	175,0	9:37'28.756	10	45.744	50.237	50.131	2'26.112	177,9	9:47'13.811
7	46.680	50.424	51.427	2'28.531	181,8	9:39'57.287	11	45.789	49.958	50.070	2'25.817	176,2	9:49'39.628
8	46.880	49.740	51.574	2'28.194	165,4	9:42'25.481							Race Time 28'11.835
9	46.685	50.045	50.475	2'27.205	160,5	9:44'52.686							
10	46.858	51.091	52.083	2'30.032	161,7	9:47'22.718							
11	47.221	50.808	52.712	2'30.741	159,3	9:49'53.459							

Race Time 28'25.666

73 S. CUTINI (A) (2'24.287)							87 F. JELMINI (A) (2'22.088)							
Lap	Seg.1	Seg.2	Seg.3	Lap Time	km/h	Local Time	Lap	Seg.1	Seg.2	Seg.3	Lap Time	km/h	Local Time	
1		50.955	51.826	2'42.184	140,3	9:24'09.977	1			47.859	49.629	2'26.531	164,1	9:23'54.324
2	47.142	50.417	51.068	2'28.627	178,8	9:26'38.604	2	45.796		48.470	49.695	2'23.961	192,2	9:26'18.285
3	46.917	49.656	50.944	2'27.517	171,4	9:29'06.121	3	46.015		48.311	48.843	2'23.169	195,3	9:28'41.454
4	55.338	59.749	1'03.541	2'58.628	139,9	9:32'04.749	4	52.908	1'04.492	1'02.226	2'59.626	182,7	9:31'41.080	
5	1'02.363	55.989	52.341	2'50.693	113,6	9:34'55.442	5	1'00.096		59.101	57.126	2'56.323	135,0	9:34'37.403
6	45.817	49.045	52.304	2'27.166	186,5	9:37'22.608	6	45.704		47.798	48.751	2'22.253	185,9	9:36'59.656
7	45.881	49.576	50.264	2'25.721	186,5	9:39'48.329	7	46.067		47.651	48.370	2'22.088	179,7	9:39'21.744
8	45.744	50.516	50.599	2'26.859	184,0	9:42'15.188	8	46.176		47.883	48.476	2'22.535	178,5	9:41'44.279
9	45.718	48.913	49.656	2'24.287	194,9	9:44'39.475	9	46.162		48.730	48.456	2'23.348	178,2	9:44'07.627
10	45.721	49.408	50.340	2'25.469	187,8	9:47'04.944	10	45.998		47.879	48.536	2'22.413	178,2	9:46'30.040
11	45.733	49.489	49.388	2'24.610	186,5	9:49'29.554	11	45.953		48.018	48.556	2'22.527	176,5	9:48'52.567

Race Time 28'01.761

74 V. ZADOTTI (A) (2'24.685)							88 . HORN (B D) (2'24.475)							
Lap	Seg.1	Seg.2	Seg.3	Lap Time	km/h	Local Time	Lap	Seg.1	Seg.2	Seg.3	Lap Time	km/h	Local Time	
1		51.263	51.794	2'40.484	129,7	9:24'08.277	1			50.683	51.498	2'39.531	135,3	9:24'07.324
2	47.714	51.136	51.121	2'29.971	150,6	9:26'38.248	2	47.573		52.407	51.017	2'30.997	164,4	9:26'38.321
3	46.747	49.644	50.442	2'26.833	167,7	9:29'05.081	3	46.384		49.509	50.189	2'26.082	172,0	9:29'04.403
4	55.768	59.675	1'03.782	2'59.225	144,6	9:32'04.306	4	55.626	1'00.028	1'03.430	2'59.084	156,3	9:32'03.487	
5	1'02.344	55.819	51.955	2'50.118	114,0	9:34'54.424	5	1'02.393		56.132	52.209	2'50.734	125,1	9:34'54.221
6	47.029	49.220	51.058	2'27.307	177,3	9:37'21.731	6	45.910		48.956	50.069	2'24.935	191,2	9:37'19.156
7	47.074	50.083	49.335	2'26.492	178,5	9:39'48.223	7	45.738		49.449	49.891	2'25.078	185,2	9:39'44.234
8	46.615	49.925	50.117	2'26.657	174,2	9:42'14.880	8	45.868		50.451	50.662	2'26.981	192,9	9:42'11.215
9	46.743	49.247	49.029	2'25.019	193,5	9:44'39.899	9	46.088		49.540	49.987	2'25.615	188,5	9:44'36.830
10	45.463	50.303	48.919	2'24.685	177,9	9:47'04.584	10	45.571		49.085	49.819	2'24.475	187,8	9:47'01.305
11	45.804	49.584	49.441	2'24.829	177,9	9:49'29.413	11	45.682		49.591	50.519	2'25.792	184,0	9:49'27.097

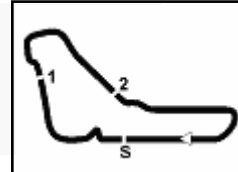
Race Time 28'01.620

76 M. DANETTI (A) (2'24.455)							92 M. RUGHETTI (A) (2'24.770)							
Lap	Seg.1	Seg.2	Seg.3	Lap Time	km/h	Local Time	Lap	Seg.1	Seg.2	Seg.3	Lap Time	km/h	Local Time	
1		53.667	52.618	2'47.475	128,9	9:24'15.268	1			53.630	53.053	2'45.467	132,5	9:24'13.260
2	48.795	51.985	50.721	2'31.501	162,4	9:26'46.769	2	49.481		53.581	51.258	2'34.320	149,2	9:26'47.580
3	47.747	49.678	49.972	2'27.397	187,8	9:29'14.166	3	47.719		51.633	51.406	2'30.758	155,2	9:29'18.338
4	54.768	58.005	1'04.462	2'57.235	117,0	9:32'11.401	4	54.273		56.332	1'06.330	2'56.935	134,3	9:32'15.273
5	1'00.516	55.713	51.937	2'48.166	123,7	9:34'59.567	5	58.452		55.648	52.758	2'46.858	119,6	9:35'02.131
6	46.040	49.813	50.331	2'26.184	184,0	9:37'25.751	6	47.355		50.744	49.770	2'27.869	161,4	9:37'30.000
7	45.818	49.729	49.709	2'25.256	186,9	9:39'51.007	7	47.145		49.433	50.753	2'27.331	161,2	9:39'57.331
8	46.363	49.356	49.210	2'24.929	180,0	9:42'15.936	8	47.507		50.374	49.362	2'27.243	158,4	9:42'24.574
9	45.639	49.583	49.233	2'24.455	191,2	9:44'40.391	9	46.776		50.572	49.255	2'26.603	161,4	9:44'51.177
10	46.184	49.345	49.262	2'24.791	197,1	9:47'05.182	10	46.536		49.382	48.852	2'24.770	160,5	9:47'15.947
11	48.047	49.047	50.189	2'27.283	189,5	9:49'32.465	11	46.350		49.948	48.669	2'24.967	161,9	9:49'40.914

Race Time 28'13.121

82 J. CIMENES (A) (2'25.817)							93 N. ABELLA (D) (2'22.869)							
Lap	Seg.1	Seg.2	Seg.3	Lap Time	km/h	Local Time	Lap	Seg.1	Seg.2	Seg.3	Lap Time	km/h	Local Time	
1		54.082	52.328	2'48.333	115,4	9:24'16.126	1			51.843	51.339	2'35.064	150,0	9:24'02.857
2	48.210	52.537	51.810	2'32.557	151,7	9:26'48.683	2	46.039		49.086	49.090	2'24.215	171,2	9:26'27.072
3	47.338	51.100	52.072	2'30.510	152,5	9:29'19.193	3	46.042		48.949	49.177	2'24.168	168,8	9:28'51.240
4	54.201	56.228	1'06.703	2'57.132	136,7	9:32'16.325	4	51.526	1'04.608	1'02.719	2'58.853	177,6	9:31'50.093	
5	57.998	55.799	52.604	2'46.401	125,4	9:35'02.726	5	1'00.470		58.923	51.689	2'51.082	122,0	9:34'41.175
6	46.508	49.783	50.662	2'26.953	167,7	9:37'29.679	6	45.688		48.491	49.198	2'23.377	161,0	9:37'04.552
7	45.819	49.597	50.507	2'25.923	181,5	9:39'55.602	7	45.768		48.366	49.109	2'23.243	162,4	9:39'27.795
							8	45.675		48.479	48.775	2'22.929	165,6	9:41'50.724
							9	46.364		48.892	48.334	2'23.590	164,1	9:44'14.314
							10	45.610		48.553	48.758	2'22.921	167,4	9:46'37.235
							11	45.615		48.625	48.629	2'22.869	170,3	9:49'00.104





ACI Racing Weekend Monza 30-31 Ottobre 2021
Clio Cup Europe - Chronological Analysis Race 2

Monza 5.793 m

Start at 9:21'27.793

5 / 6

Race Time 27'32.311 2 **45.628** **49.003** 49.269 **2'23.900** 180,6 9:26'19.296

Race Time 4'51.503

94 P. BACCHI (A) (2'22.857)

Lap	Seg.1	Seg.2	Seg.3	Lap Time	km/h	Local Time
1		51.712	51.246	2'38.599	143,2	9:24'06.392
2	46.387	50.223	49.684	2'26.294	162,4	9:26'32.686
3	45.514	48.507	49.635	2'23.656	197,1	9:28'56.342
4	53.178	1'02.349	1'04.169	2'59.696	177,0	9:31'56.038
5	59.533	58.533	50.454	2'48.520	113,1	9:34'44.558
6	45.755	48.989	48.801	2'23.545	178,2	9:37'08.103
7	45.400	48.261	50.016	2'23.677	178,8	9:39'31.780
8	45.804	48.654	51.360	2'25.818	173,1	9:41'57.598
9	45.279	48.764	48.921	2'22.964	187,5	9:44'20.562
10	46.924	48.637	48.720	2'24.281	189,5	9:46'44.843
11	45.542	48.538	48.777	2'22.857	174,8	9:49'07.700

Race Time 27'39.907

116 G. TREBBI (A) (2'23.623)

Lap	Seg.1	Seg.2	Seg.3	Lap Time	km/h	Local Time
1		51.045	51.922	2'35.812	159,8	9:24'03.605
2	46.545	49.274	49.941	2'25.760	169,8	9:26'29.365
3	46.338	48.691	49.587	2'24.616	192,9	9:28'53.981
4	53.353	1'03.538	1'04.328	3'01.219	185,2	9:31'55.200
5	59.214	58.233	51.101	2'48.548	115,6	9:34'43.748
6	46.197	48.872	48.975	2'24.044	190,1	9:37'07.792
7	45.599	48.267	50.238	2'24.104	192,5	9:39'31.896
8	45.887	49.208	49.046	2'24.141	187,5	9:41'56.037
9	46.601	48.695	48.842	2'24.138	195,3	9:44'20.175
10	45.681	48.936	49.006	2'23.623	193,2	9:46'43.798
11	45.493	48.968	49.399	2'23.860	184,6	9:49'07.658

Race Time 27'39.865

99 G. MAIO (B D) (2'23.779)

Lap	Seg.1	Seg.2	Seg.3	Lap Time	km/h	Local Time
1		50.512	53.265	2'35.511	156,7	9:24'03.304
2	47.027	50.034	49.717	2'26.778	157,9	9:26'30.082
3	45.936	49.278	49.901	2'25.115	172,8	9:28'55.197
4	52.861	1'03.427	1'04.270	3'00.558	182,1	9:31'55.755
5	59.381	58.260	50.756	2'48.397	112,0	9:34'44.152
6	46.185	49.584	49.538	2'25.307	174,2	9:37'09.459
7	45.802	49.207	49.350	2'24.359	185,6	9:39'33.818
8	46.084	49.038	49.070	2'24.192	186,9	9:41'58.010
9	45.748	49.079	49.193	2'24.020	177,0	9:44'22.030
10	45.612	48.998	49.169	2'23.779	173,9	9:46'45.809
11	46.346	49.114	48.757	2'24.217	174,2	9:49'10.026

Race Time 27'42.233

125 J. SPINKIEWICZ (B C) (2'21.452)

Lap	Seg.1	Seg.2	Seg.3	Lap Time	km/h	Local Time
1		53.828	51.583	2'38.608	152,1	9:24'06.401
2	48.190	52.264	50.325	2'30.779	156,7	9:26'37.180
3	46.532	49.618	49.674	2'25.824	176,8	9:29'03.004
4	54.923	1'00.655	1'03.392	2'58.970	151,3	9:32'01.974
5	1'01.787	56.524	51.344	2'49.655	130,0	9:34'51.629
6	46.385	49.518	49.487	2'25.390	185,2	9:37'17.019
7	46.662	48.741	48.251	2'23.654	183,1	9:39'40.673
8	45.305	48.146	48.487	2'21.938	191,8	9:42'02.611
9	45.538	48.236	48.417	2'22.191	180,3	9:44'24.802
10	45.386	48.338	47.728	2'21.452	188,5	9:46'46.254
11	45.480	47.874	48.185	2'21.539	173,4	9:49'07.793

Race Time 27'40.000

102 A. ARGENTI (A) (2'21.686)

Lap	Seg.1	Seg.2	Seg.3	Lap Time	km/h	Local Time
1		50.025	51.068	2'33.463	155,0	9:24'01.256
2	46.310	48.977	49.837	2'25.124	181,5	9:26'26.380
3	46.381	50.173	49.016	2'25.570	175,3	9:28'51.950
4	51.645	1'04.550	1'02.926	2'59.121	182,4	9:31'51.071
5	1'00.131	59.433	51.429	2'50.993	121,1	9:34'42.064
6	45.997	49.104	49.084	2'24.185	182,7	9:37'06.249
7	45.746	49.476	49.914	2'25.136	186,2	9:39'31.385
8	45.726	48.785	48.553	2'23.064	187,2	9:41'54.449
9	45.769	47.827	49.122	2'22.718	189,5	9:44'17.167
10	46.345	47.029	48.660	2'22.034	193,2	9:46'39.201
11	45.805	47.124	48.757	2'21.686	190,5	9:49'00.887

Race Time 27'33.094 + 28.000Pen

161 G. SANDRUCCI (A) (2'21.531)

Lap	Seg.1	Seg.2	Seg.3	Lap Time	km/h	Local Time
1		51.019	1'30.998	3'12.674	160,5	9:24'40.467
2	47.490	50.246	49.531	2'27.267	182,7	9:27'07.734
3	47.727	49.531	50.915	2'28.173	161,9	9:29'35.907
4	49.092	53.411	1'02.571	2'45.074	148,8	9:32'20.981
5	57.983	56.498	52.771	2'47.252	124,3	9:35'08.233
6	46.568	49.987	49.025	2'25.580	174,5	9:37'33.813
7	46.789	49.476	48.862	2'25.127	173,6	9:39'58.940
8	46.327	49.360	49.347	2'25.034	170,3	9:42'23.974
9	46.297	47.627	48.952	2'22.876	175,6	9:44'46.850
10	46.230	48.947	47.834	2'23.011	180,6	9:47'09.861
11	45.585	48.250	47.696	2'21.531	183,4	9:49'31.392

Race Time 28'03.599

103 W. MEZZETTI (A) (2'22.152)

Lap	Seg.1	Seg.2	Seg.3	Lap Time	km/h	Local Time
1		51.552	52.856	2'36.997	148,4	9:24'04.790
2	47.931	52.707	50.883	2'31.521	165,4	9:26'36.311
3	46.703	49.110	49.482	2'25.295	174,8	9:29'01.606
4	54.519	1'00.792	1'03.215	2'58.526	161,9	9:32'00.132
5	1'01.538	57.220	51.392	2'50.150	128,4	9:34'50.282
6	47.426	49.265	49.188	2'25.879	181,5	9:37'16.161
7	46.217	48.685	50.765	2'25.667	183,1	9:39'41.828
8	45.693	48.163	48.296	2'22.152	170,9	9:42'03.980
9	45.941	46.989	49.285	2'22.215	164,6	9:44'26.195
10	45.952	50.026	48.723	2'24.701	168,5	9:46'50.896
11	45.593	48.287	48.566	2'22.446	176,2	9:49'13.342

Race Time 27'45.549

211 N. MILJKOVIC (C) (2'22.253)

Lap	Seg.1	Seg.2	Seg.3	Lap Time	km/h	Local Time
1		51.729	50.461	2'35.913	147,7	9:24'03.706
2	46.412	48.683	49.378	2'24.473	165,6	9:26'28.179
3	46.333	48.450	49.444	2'24.227	178,2	9:28'52.406
4	52.046	1'04.342	1'03.240	2'59.628	182,1	9:31'52.034
5	1'00.020	59.348	50.955	2'50.323	124,0	9:34'42.357
6	45.881	48.623	49.495	2'23.999	177,0	9:37'06.356
7	46.362	48.684	50.106	2'25.152	188,8	9:39'31.508
8	46.107	48.503	49.028	2'23.638	192,9	9:41'55.146
9	45.734	47.141	49.378	2'22.253	194,2	9:44'17.399
10	47.262	47.890	49.025	2'24.177	192,9	9:46'41.576
11	45.651	48.665	49.434	2'23.750	197,1	9:49'05.326

Race Time 27'37.533

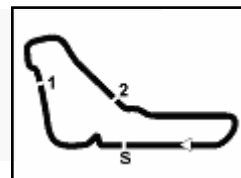
111 M. LANNEPOUDENX (B D) (2'23.900)

Lap	Seg.1	Seg.2	Seg.3	Lap Time	km/h	Local Time
1		49.117	49.172	2'27.603	163,6	9:23'55.396

213 A. HERRERIAS (D) (2'22.882)

Lap	Seg.1	Seg.2	Seg.3	Lap Time	km/h	Local Time
-----	-------	-------	-------	----------	------	------------





Monza 5.793 m

6 / 6

ACI Racing Weekend Monza 30-31 Ottobre 2021
Clio Cup Europe - Chronological Analysis Race 2

Start at 9:21'27.793

1		50.512	52.307	2'34.932	158,6	9:24'02.725
2	45.960	48.515	49.107	2'23.582	177,3	9:26'26.307
3	46.449	48.822	49.256	2'24.527	179,1	9:28'50.834
4	51.535	1'04.713	1'02.435	2'58.683	185,6	9:31'49.517
5	1'00.412	59.160	51.944	2'51.516	121,1	9:34'41.033
6	45.458	48.707	49.216	2'23.381	171,4	9:37'04.414
7	45.436	48.715	49.027	2'23.178	169,8	9:39'27.592
8	45.551	48.425	49.049	2'23.025	172,5	9:41'50.617
9	46.218	48.790	48.554	2'23.562	168,8	9:44'14.179
10	45.540	48.592	48.832	2'22.964	172,5	9:46'37.143
11	45.333	48.759	48.790	2'22.882	175,6	9:49'00.025

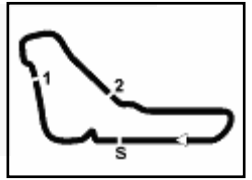
Race Time 27'32.232

333 S. BARGIGLIA (A) (2'24.862)

Lap	Seg.1	Seg.2	Seg.3	Lap Time	km/h	Local Time
1		54.315	53.315	2'51.597	122,6	9:24'19.390
2	49.542	52.288	52.571	2'34.401	149,4	9:26'53.791
3	49.142	50.801	53.249	2'33.192	189,8	9:29'26.983
4	51.994	52.450	1'06.452	2'50.896	144,8	9:32'17.879
5	57.953	55.770	53.156	2'46.879	127,8	9:35'04.758
6	49.171	51.542	50.698	2'31.411	164,9	9:37'36.169
7	47.315	54.288	50.763	2'32.366	176,2	9:40'08.535
8	46.625	50.652	51.187	2'28.464	164,4	9:42'36.999
9	46.508	49.732	50.482	2'26.722	180,6	9:45'03.721
10	46.150	49.534	50.384	2'26.068	168,5	9:47'29.789
11	45.495	49.415	49.952	2'24.862	181,2	9:49'54.651

Race Time 28'26.858





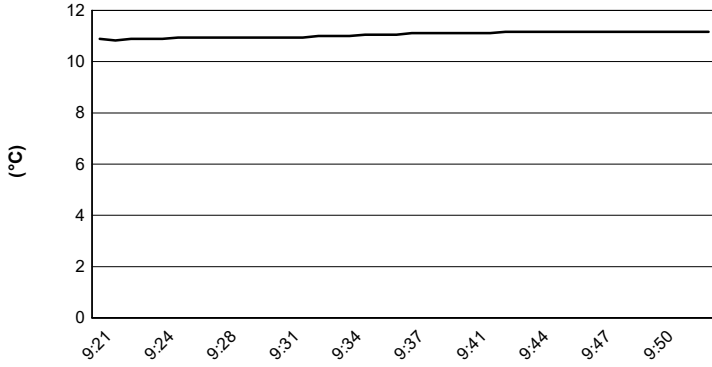
Monza 5.793 m

ACI Racing Weekend Monza 30-31 Ottobre 2021

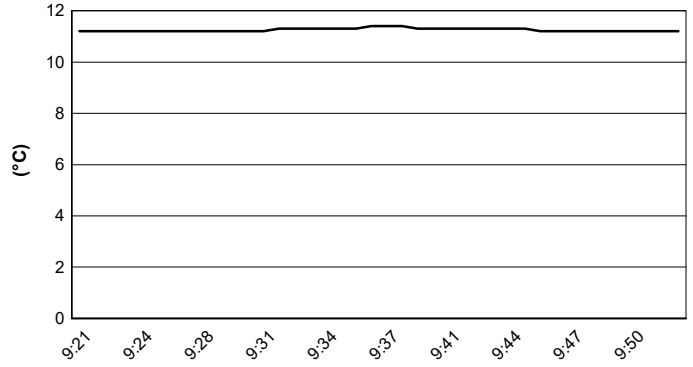
Clio Cup Europe - Weather Report Race 2

Session started 09:22 - Session ended 9:52

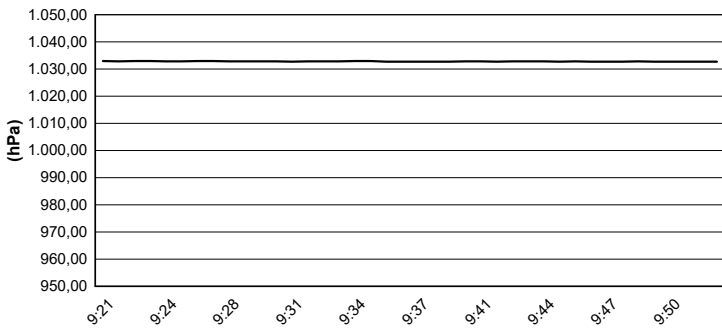
Air Temperature



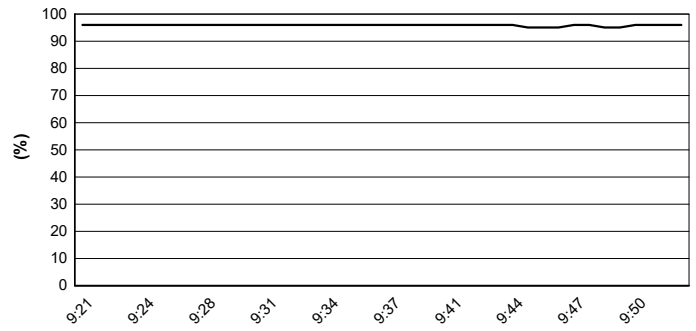
Track Temperature



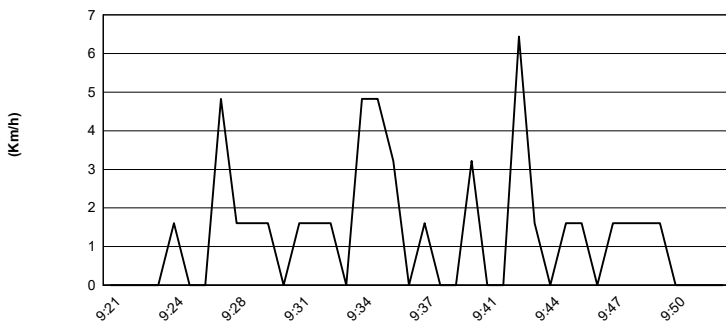
Air Pressure



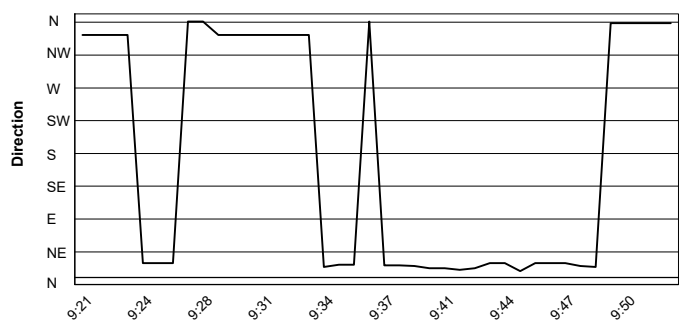
Humidity

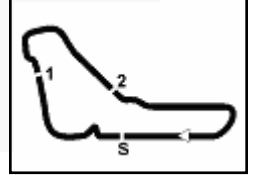


Wind Speed



Wind Direction





Monza 5.793 m

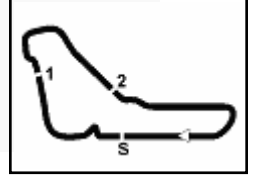
ACI Racing Weekend Monza 30-31 Ottobre 2021

Clio Cup Europe - Starting Grid - Race 2 (Duration: 25' +1 Lap)

17	PASQUALI (A C) D Renault Clio	2'19.198	42	ALONSO (C) M. Renault Clio	2'17.623	20
69	STEFANA (A) Q. Renault Clio	2'17.570	46	'DUE' (A) . Renault Clio	2'17.470	19
13	OSPANOV (A B) Y. Renault Clio	2'16.990	34	THEVENOT J. Renault Clio	2'17.304	18
16	VIGUIER (B C) L. Renault Clio	2'17.180	51	SEIBEL (C) H. Renault Clio	2'16.720	17
55	STEENMETZ (B D) Renault Clio	2'17.011	88	HORN (B D) . Renault Clio	2'17.004	16
74	ZADOTTI (A) V. Renault Clio	2'16.977	73	CUTINI (A) S. Renault Clio	2'16.935	15
21	POLDERMAN (B D) Renault Clio	2'16.537	38	ALCIDI (A C) A. Renault Clio	2'16.509	14
9	STUCKI (C) A. Renault Clio	2'16.092	94	BACCHI (A) P. Renault Clio	2'16.085	13
211	MILJKOVIC (C) N. Renault Clio	2'15.953	116	TREBBI (A) G. Renault Clio	2'15.862	12
92	RUGHETTI (A) M. Renault Clio	2'15.761	1	PEKAR (C) T. Renault Clio	2'15.693	11
29	COCAIGN (B C) P. Renault Clio	2'15.645	12	TORELLI (A) G. Renault Clio	2'15.524	10
40	SEBASTI SCALERA Renault Clio	2'15.266	5	JURADO (A B) A. Renault Clio	2'15.246	9
125	SPINKIEWICZ (B C) Renault Clio	2'15.026	15	POUGET (B D) D. Renault Clio	2'14.940	8
213	HERRERIAS (D) A. Renault Clio	2'14.849	25	ALBOUY (B D) A. Renault Clio	2'14.830	7
102	ARGENTI (A) A. Renault Clio	2'14.802	93	ABELLA (D) N. Renault Clio	2'14.796	6
2	GUILLOT (A C) M. Renault Clio	2'14.726	99	MAIO (B D) G. Renault Clio	2'14.720	5
161	SANDRUCCI (A) G. Renault Clio	2'14.414	10	NICOLI (A) L. Renault Clio	2'14.395	4
111	LANNEPOUDENX (B) Renault Clio	2'14.295	50	MILAN (B D) N. Renault Clio	2'14.293	3
103	MEZZETTI (A) W. Renault Clio	2'14.118	27	BERTO (A) F. Renault Clio	2'14.100	2
6	SCIONTI (A) F. Renault Clio	2'14.020	87	JELMINI (A) F. Renault Clio	2'13.558	1

The Driver 51 (Seibel H.) drop off 4 position for Stewards decision
The Driver 13 (Osplanov Y.) drop off 4 position for Stewards decision





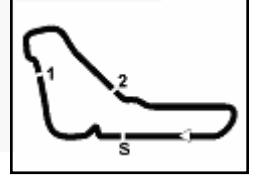
Monza 5.793 m

ACI Racing Weekend Monza 30-31 Ottobre 2021
Clio Cup Europe - Starting Grid - Race 2 (Duration: 25' +1 Lap)

61	ALONSO (D) G. Renault Clio	2'24.501	333	BARGIGLIA (A) S. Renault Clio	2'21.328	24
71	BIGOGNO (A) M. Renault Clio	2'20.346	4	RODRIGO (D) J. Renault Clio	2'20.740	23
33	FAYE (B) M. Renault Clio	2'20.126	76	DANETTI (A) M. Renault Clio	2'20.196	22
			82	CIMENES (A) J. Renault Clio	2'19.387	21

The Driver 51 (Seibel H.) drop off 4 position for Stewards decision
The Driver 13 (Osmanov Y.) drop off 4 position for Stewards decision





Monza 5.793 m

ACI Racing Weekend Monza 30-31 Ottobre 2021
Clio Cup Europe - Results by Class Race 2

Challenge

Laps 11 = 63,723 km - Avg 139,122 km/h - Race Time 27'28.927

No.	Driver	Nat	Entrant	Team	Car	Laps	Time	Gap	Rel.	Fastest Lap
1	27 BERTO (A) Filippo	ITA		Oregon Team	Renault Clio Cup	11	27'28.927			11 2'21.873
2	25 ALBOUY (B D) Alexander	FRA		GPA Racing	Renault Clio Cup	11	27'29.317	0.390	0.390	11 2'21.419
3	213 HERRERIAS (D) Antonio	ESP		Chefo Sport	Renault Clio Cup	11	27'32.232	3.305	2.915	11 2'22.882
4	93 ABELLA (D) Nicolas	ESP		Chefo Sport	Renault Clio Cup	11	27'32.311	3.384	0.079	11 2'22.869
5	211 MILJKOVIC (C) Nikola	SRB		Tempo Racing Team	Renault Clio Cup	11	27'37.533	8.606	5.222	9 2'22.253
6	116 TREBBI (A) Giacomo	ITA		MC Motoristica	Renault Clio Cup	11	27'39.865	10.938	2.332	10 2'23.623
7	29 COCAIGN (B C) Paul	FRA		TB2S	Renault Clio Cup	11	27'39.883	10.956	0.018	10 2'23.024
8	125 SPINKIEWICZ (B C) Jerzy	POL		Uniq Racing	Renault Clio Cup	11	27'40.000	11.073	0.117	10 2'21.452
9	99 MAIO (B D) Guillaume	FRA		GM Sport	Renault Clio Cup	11	27'42.233	13.306	2.233	10 2'23.779
10	103 MEZZETTI (A) William	ITA		Progetto E20 Motorsport	Renault Clio Cup	11	27'45.549	16.622	3.316	8 2'22.152
11	42 ALONSO (C) Mariano	ESP		GPA Racing	Renault Clio Cup	11	27'58.555	29.628	13.006	7 2'23.738
12P	10 NICOLI (A) Lorenzo	ITA		Progetto E20 Motorsport	Renault Clio Cup	11	27'58.598	29.671	0.043	6 2'23.168
13	73 CUTINI (A) Sandro	ITA		Proteam Race	Renault Clio Cup	11	28'01.761	32.834	3.163	9 2'24.287
14	13 OSPANOV (A B) Yeraly	KZK		Carppek Service	Renault Clio Cup	11	28'09.473	40.546	7.712	9 2'23.822
15	82 CIMENES (A) Jacopo	ITA		Essecorse	Renault Clio Cup	11	28'11.835	42.908	2.362	11 2'25.817
16	17 PASQUALI (A C) Daniele	ITA		CAAL Racing	Renault Clio Cup	11	28'12.725	43.798	0.890	11 2'25.479
17	38 ALCIDI (A C) Alessio	ITA		CAAL Racing	Renault Clio Cup	11	28'26.542	57.615	13.817	11 2'25.465
----- Not Classified -----										
RET	111 LANNEPOUDENX (B D) Mathieu	FRA		Milan Competition	Renault Clio Cup	2	4'51.503	9 Laps		2 2'23.900
RET	51 SEIBEL (C) Henrik	DEU		Carppek Service	Renault Clio Cup	2	5'17.654	9 Laps		2 2'31.772

Starting: 19 Classified: 17 Not Classified: 0 Retired: 2 Not Started: 0

Fastest Lap N. 11 No. 25 Alexander Albouy (B) Time 2'21.419 Avg. 147,468 Km/h

Gentleman Driver

Laps 11 = 63,723 km - Avg 138,646 km/h - Race Time 27'34.589

No.	Driver	Nat	Entrant	Team	Car	Laps	Time	Gap	Rel.	Fastest Lap
1	40 SEBASTI SCALERA (A) Alessandro	ITA		Milan Competition	Renault Clio Cup	11	27'34.589			9 2'22.221
2	94 BACCHI (A) Pietro	ITA		PMA Motorsport	Renault Clio Cup	11	27'39.907	5.318	5.318	11 2'22.857
3	69 STEFANA (A) Quinto	ITA		Oregon Team	Renault Clio Cup	11	27'45.477	10.888	5.570	9 2'22.303
4	55 STEENMETZ (B D) René	NED		Chefo Sport	Renault Clio Cup	11	27'46.258	11.669	0.781	9 2'22.997
5	16 VIGUIER (B C) Lionel	FRA		TB2S	Renault Clio Cup	11	27'53.013	18.424	6.755	11 2'24.053
6	46 'DUE' (A)	ITA		Oregon Team	Renault Clio Cup	11	27'55.102	20.513	2.089	9 2'23.573
7	88 HORN (B D)	FRA		GPA Racing	Renault Clio Cup	11	27'59.304	24.715	4.202	10 2'24.475
8P	102 ARGENTI (A) Andrea	ITA		SI Racing Team	Renault Clio Cup	11	28'01.094	26.505	1.790	11 2'21.686
9	74 ZADOTTI (A) Vittorio	ITA		Scuderia Costa Ovest	Renault Clio Cup	11	28'01.620	27.031	0.526	10 2'24.685
10	34 THEVENOT Jean Marc	FRA		Milan Competition	Renault Clio Cup	11	28'03.509	28.920	1.889	10 2'24.574
11	33 FAYE (B) Michel	FRA		GM Sport	Renault Clio Cup	11	28'06.013	31.424	2.504	9 2'24.826
12	92 RUGHETTI (A) Matteo	ITA		Faro Racing	Renault Clio Cup	11	28'13.121	38.532	7.108	10 2'24.770
13	71 BIGOGNO (A) Matteo	ITA		Faro Racing	Renault Clio Cup	11	28'25.666	51.077	12.545	6 2'26.938
14	4 RODRIGO (D) Joaquin	ESP		Vearsa Sport	Renault Clio Cup	11	28'50.614	1'16.025	24.948	9 2'28.514
15	61 ALONSO (D) Gabriel	ESP		GPA Racing	Renault Clio Cup	11	29'46.313	2'11.724	55.699	7 2'29.409
----- Excluded -----										
EX	21 POLDERMAN (B D) Stephan	BEL		Chefo Sport	Renault Clio Cup	11	27'47.093	12.504		11 2'23.439

Starting: 16 Classified: 15 Not Classified: 0 Retired: 0 Not Started: 0 Excluded: 1

Fastest Lap N. 11 No. 102 Andrea Argenti (A) Time 2'21.686 Avg. 147,190 Km/h

Humidity:	95%	AIR	11°C
Condition:	WET	Track	11°C

Clerk of the Course : Fabrizio Fondacci

Race Director : Christian Vormann

31/10/2021 Start 09:21 End 09:52

