

CLASSEMENT GENERAL FINAL PROVISOIRE

Date: 28/05/2023

Heure: 17:37:15

Page: 1 / 2





Pos	N°	Pilote	Groupe	Classe	Positions Grp	Positions Cla	Voiture	Course 1	Course 2	Course 3	Total	Ecart 1er	Ecart préc.
1	27	VERDIER Nicolas	DE	5S	1	1	DALLARA 306	1:01.085	1:04.598	1:03.165	1:01.085		
2	22	FEL-ASTORG Matteo	E2SC	1A	1	1	Osella PA21 JRB	1:01.642	1:01.685	1:01.390	1:01.390	+00.305	+0:00.305
3	51	PEREIRA Dimitri	CN	2	1	1	Norma M20 FC	1:02.868	1:02.830	1:02.425	1:02.425	+01.340	+0:01.035
4	25	JACQMIN Sébastien	DE	8	2	1	FORMULA MASTER	1:04.232	1:02.689	1:02.878	1:02.689	+01.604	+0:00.264
5	56	GALLO Fabrice	CN	2	2	2	Norma M20 FC	1:03.501	1:03.035	1:02.894	1:02.894	+01.809	+0:00.205
6	24	CLAUSI Thomas	DE	8	3	2	TATUUS FORMULA MASTER	1:04.403	1:03.850	1:03.155	1:03.155	+02.070	+0:00.261
7	40	BARRIERE Robert	DE	1	4	1	GB CONCEPT 002	1:07.286	1:05.753	1:05.985	1:05.753	+04.668	+0:02.598
8	26	ARDISSONE Philippe	DE	8	5	3	TATUUS MASTER	1:07.756	1:06.584	1:08.972	1:06.584	+05.499	+0:00.831
9	28	GELLY Romain	DE	5S	6	2	DALLARA F303	1:08.273	1:08.375	1:07.404	1:07.404	+06.319	+0:00.820
10	37	CAMMARES Marie	DE	4	7	1	Renault TATUUS FORMULA 4C	1:12.088	1:09.423	1:08.746	1:08.746	+07.661	+0:01.342
11	201	CLAUSI Melody	DE	7	8	1	TATUUS	1:11.807	1:11.712	1:11.002	1:11.002	+09.917	+0:02.256
12	109	CAZALENS Joël	FC	4	1	1	SCORA	1:14.360	1:11.666	1:11.941	1:11.666	+10.581	+0:00.664
13	41	ARMAND Jonathan	DE	1	9	2	TATUUS MONZA EVO	1:12.114			1:12.114	+11.029	+0:00.448
14	62	MACIA Pascal	CM		3	1	SPEEDCAR GTR	1:14.194	1:12.270	1:12.157	1:12.157	+11.072	+0:00.043
15	108	TOUBERT Frédéric	A	5	1	1	Seat LEON SUPERCOPA	1:14.388	1:14.126	1:13.208	1:13.208	+12.123	+0:01.051
16	121	AUTHIER Ghislain	GTTS	3	1	1	MITJET SUPERTOURISME	1:19.995	1:15.095	1:14.894	1:14.894	+13.809	+0:01.686
17	120	GARCIA Frédéric	GTTS	3	2	2	Porsche 997 GT3 Cup	1:17.072	1:16.403	1:15.668	1:15.668	+14.583	+0:00.774
18	206	OUSSET Fabrice	CM		4	2	GTR	1:18.571	1:15.878	1:16.466	1:15.878	+14.793	+0:00.210
19	160	VOLPELLIERE Félix	F2	1	1	1	Citroën AX	1:18.499	1:17.074	1:16.734	1:16.734	+15.649	+0:00.856
20	163	PAUSELLI Daniel	FC	4	2	2	Renault 5 TURBO	1:18.287	1:17.846	1:17.138	1:17.138	+16.053	+0:00.404
21	61	THEOHARIS Jean-Marc	CM		5	3	BRC B49	1:17.977			1:17.977	+16.892	+0:00.839
22	159	ESTURILLO Antoine	F2	2	2	1	Honda Civic EK4	1:20.263	1:20.098	1:20.068	1:20.068	+18.983	+0:02.091
23	216	OTTAVI Bernard	A	3	2	1	Renault Clio Cup	1:22.937	1:22.157	1:20.429	1:20.429	+19.344	+0:00.361
24	137	DUMAS René	FN	4	1	1	BMW M3 E36	1:24.488	1:22.211	1:20.829	1:20.829	+19.744	+0:00.400
25	232	ABBA William	F2	3	3	1	Renault CLIO	1:22.161	1:21.573	1:21.927	1:21.573	+20.488	+0:00.744
26	127	TERRAL Jean-Paul	A	4	3	1	I20	1:31.799	1:26.006	1:21.973	1:21.973	+20.888	+0:00.400
27	157	ANDRIEU Sylvain	F2	3	4	2	Renault CLIO RS	1:24.304	1:24.824	1:22.133	1:22.133	+21.048	+0:00.160
28	231	BEAUSSART Laurent	F2	3	5	3	Renault CLIO	1:26.260	1:22.169	1:22.844	1:22.169	+21.084	+0:00.036
29	143	PEREZ Bruno	FN	2	2	1	Citroën SAXO VTS	1:24.154	1:23.520	1:23.448	1:23.448	+22.363	+0:01.279
30	230	NOUVEL Richard	F2	3	6	4	Renault GT TURBO	1:25.321	1:26.968	1:23.802	1:23.802	+22.717	+0:00.354
31	213	SEGOND Brice	FA	4	4	2	Renault MEGANE	1:27.913	1:25.414	1:23.881	1:23.881	+22.796	+0:00.079
32	140	BERNARD Christophe	FN	3	3	1	Peugeot 206	1:25.110	1:24.793	1:57.156	1:24.793	+23.708	+0:00.912
33	153	COUDERC Romain	F2	3	7	5	Renault CLIO 3	1:26.975	1:25.039		1:25.039	+23.954	+0:00.246
34	220	LAGARRUE Francis	FN	4	4	2	Renault GT TURBO	1:29.258	1:27.500	1:25.148	1:25.148	+24.063	+0:00.109
35	149	FAYET Guillaume	FN	1	5	1	Peugeot 106 RALLYE	1:28.151	1:26.509	1:26.037	1:26.037	+24.952	+0:00.889
36	226	JOFFRE Nicolas	FN	1	6	2	Citroën AX GTI	1:27.004	1:26.964	1:26.299	1:26.299	+25.214	+0:00.262
37	135	GARCIA Patrick	FA	3	5	2	Renault CLIO WILLIAMS	1:26.598			1:26.598	+25.513	+0:00.299
38	148	FERRER Xavier	FN	1	7	3	Citroën AX	1:37.199	1:26.619	1:27.675	1:26.619	+25.534	+0:00.021
39	136	SCHNEIDERS Jean-Pierre	FA	2	6	1	Ford FIESTA	1:30.646	1:26.822	1:55.122	1:26.822	+25.737	+0:00.203
40	237	RECAZENS Johan	F2	1	8	2	Citroën AX Sport	1:34.590	1:30.567	1:27.520	1:27.520	+26.435	+0:00.698
41	222	TOURNIE Luisa	FN	3	8	2	Renault CLIO	1:29.936	1:27.661	1:27.601	1:27.601	+26.516	+0:00.081
42	224	STEFANUTO Rémy	FN	2	9	2	Citroën SAXO	1:30.906	1:35.012	1:28.179	1:28.179	+27.094	+0:00.578
43	147	DUPIN Alexandra	FN	2	10	3	Citroën saxo	1:30.422	1:29.071	1:29.611	1:29.071	+27.986	+0:00.892

CLASSEMENT GENERAL FINAL PROVISOIRE

Date: 28/05/2023

Heure: 17:37:15

Page: 2 / 2

Pos	N°	Pilote	Groupe	Classe	Positions Grp Cla	Voiture	Course 1	Course 2	Course 3	Total	Ecart 1er	Ecart préc.
44	150	GUY Lionel	 F2	3	9 6	Peugeot 206 S16	1:30.165	1:30.199	1:29.535	1:29.535	+28.450	+0:00.464
45	142	PRUDENT Dominique	 FN	2	11 4	Honda Civic VTi EG6	1:32.740	1:45.343	1:29.569	1:29.569	+28.484	+0:00.034
46	214	GUILLON Bruno	 FA	4	7 3	Alfa Roméo 75 V6	1:30.848	1:31.577	1:30.258	1:30.258	+29.173	+0:00.689
47	235	PECHARMAN Mario	 F2	2	10 2	Citroën C2	1:32.056	1:30.486		1:30.486	+29.401	+0:00.228