

5 & 6 MAI 2012

Course 2  
Classement

Cl	Num	Pilote	Nation	Team / Club / Site	Tri	Tours	Temps	Ecart	Interv.	M.Tour	Vitesse
1	15	POUGET David	FRA	GPA RACING		14	28:18.792			2:00.761	111,99
2	1	BELLINATO Ludovic	FRA	NO LIMIT RACING		14	28:20.013	+1.221	+1.221	2:00.456	112,28
3	27	CASTAGNE Benoît	FRA	RAIWOIT BY CONDOM AUTOSPO		14	28:28.928	+10.136	+8.915	2:00.786	111,97
4	18	COPPENS Eric	FRA	COPPENS		14	28:31.276	+12.484	+2.348	2:00.890	111,88
5	8	GUYONNET Xavier	FRA	GUYONNET COMPETITION		14	28:32.635	+13.843	+1.359	2:01.216	111,57
6	7	CARREE Mickael	FRA	NO LIMIT RACING		14	28:35.571	+16.779	+2.936	2:01.459	111,35
7	2	ALLOT Sebastien	FRA	SITE DE POISSY		14	28:39.518	+20.726	+3.947	2:01.732	111,10
8	44	JOLIVET Florent	FRA	ORIGINAL TEAM		14	28:41.541	+22.749	+2.023	2:02.114	110,75
9	16	GILLARDEAU Alexandre	FRA	ADG MOTORSPORT		14	28:47.044	+28.252	+5.503	2:02.630	110,29
10	20	MICOULEAU Guillaume	FRA	NEW TEAM COMPETITION	Jr	14	28:47.694	+28.902	+0.650	2:02.743	110,19
11	9	MAIO Guillaume	FRA	GM SPORT		14	28:54.579	+35.787	+6.885	2:02.895	110,05
12	22	LE MARCHAND Damien	FRA	DLM COMPETITION		14	28:54.958	+36.166	+0.379	2:02.978	109,98
13	12	NICOLLE Thomas	FRA	NO LIMIT RACING		14	29:00.990	+42.198	+6.032	2:02.948	110,00
14	24	DAUSSE Dominique	FRA	DMR COMPETITION		14	29:03.681	+44.889	+2.691	2:03.355	109,64
15	13	PIGASSOU Frederic	FRA	GENERATION STUNT		14	29:10.963	+52.171	+7.282	2:03.509	109,50
16	25	MAIRE Jean-Christophe	FRA	GENERATION STUNT	Sr	14	29:12.658	+53.866	+1.695	2:03.710	109,32
17	6	RIEHL Mathilde	FRA	AK COMPETITION	Fem	14	30:01.924	-1:43.132	+49.266	2:07.343	106,21

Meilleur tour : 1 BELLINATO Ludovic - 2:00.456

Pas un tour

5	GREGORI Romain	FRA	NEW TEAM COMPETITION	Jr
---	----------------	-----	----------------------	----

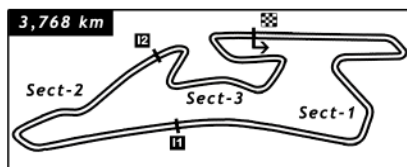
Non-Partants

28	RAGA Laurent	FRA	RAGA
----	--------------	-----	------

METEO : Nuageux - Piste sèche

Informations sur le déroulement de l'épreuve :

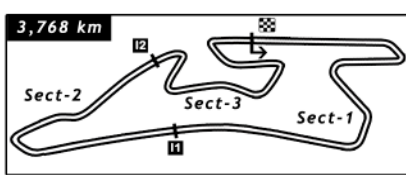
- N°20 - GREGORI Romain - Abandon Mécanique - Boite de Vitesse.



5 & 6 MAI 2012

■ Meilleur temps au tour     
 ■ Meilleur temps au tour pour le concurrent     
 ■ Arrêt aux stands     
 ■ Safety Car

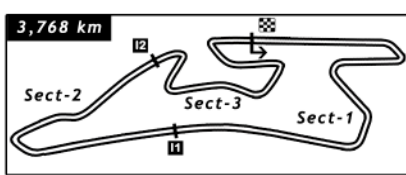
Grille	1	27	15	18	7	8	44	16	20	2	9	22	24	13	5	6	25	12	28
	1.	2.	3.	4.	5.	6.	7.	8.	9.	10.	11.	12.	13.	14.	15.	16.	17.	18.	19.
Départ																			
Tour 1	15	27	1	18	7	8	44	16	2	20	9	22	12	13	24	25	6		
Tour 2	15	18	1	27	8	7	44	2	16	20	9	22	12	24	13	25	6		
Tour 3	15	1	27	18	8	7	44	2	16	20	9	22	12	24	13	25	6		
Tour 4	15	1	27	18	8	7	2	44	16	20	9	22	12	24	13	25	6		
Tour 5	15	1	27	18	8	7	2	44	16	20	9	22	12	24	13	25	6		
Tour 6	15	1	27	18	8	7	2	44	16	20	9	22	12	24	13	25	6		
Tour 7	15	1	27	18	8	7	2	44	16	20	9	22	12	24	13	25	6		
Tour 8	15	1	27	18	8	7	2	44	16	20	9	22	12	24	13	25	6		
Tour 9	15	1	27	18	8	7	2	44	16	20	9	22	12	24	13	25	6		
Tour 10	15	1	27	18	8	7	2	44	16	20	9	22	12	24	13	25	6		
Tour 11	15	1	27	18	8	7	2	44	16	20	9	22	12	24	13	25	6		
Tour 12	15	1	27	18	8	7	2	44	16	20	9	22	12	24	13	25	6		
Tour 13	15	1	27	18	8	7	2	44	16	20	9	22	12	24	13	25	6		
Tour 14	15	1	27	18	8	7	2	44	16	20	9	22	12	24	13	25	6		



5 & 6 MAI 2012

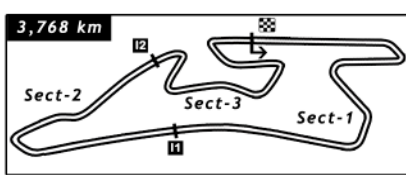
VAL DE VIENNE  
COUPE 207 THP  
Course 2  
Historique

Seq	Heure	Secteur 1	Secteur 2	Secteur 3	Tour	Temps
<b>1 BELLINATO Ludovic</b>						
3						START
8	2:07.303		29.793	47.974	1	
25	4:09.756	44.636	29.502	48.315	2	2:02.453
41	6:10.743	45.038	29.118	46.831	3	2:00.987
58	8:11.372	44.866	29.032	46.731	4	2:00.629
75	10:11.828	44.646	29.059	46.751	5	2:00.456
92	12:12.955	44.943	29.071	47.113	6	2:01.127
109	14:13.735	44.740	29.187	46.853	7	2:00.780
126	16:14.650	44.915	28.941	47.059	8	2:00.915
143	18:15.376	44.895	29.150	46.681	9	2:00.726
160	20:16.252	45.000	29.001	46.875	10	2:00.876
177	22:16.845	44.796	28.803	46.994	11	2:00.593
194	24:17.559	44.916	28.922	46.876	12	2:00.714
211	26:18.454	44.721	28.874	47.300	13	2:00.895
227	28:02.407					FINISH
229	28:20.013	45.345	29.028	47.186	14	2:01.559



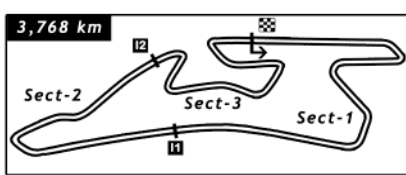
5 & 6 MAI 2012

Seq	Heure	Secteur 1	Secteur 2	Secteur 3	Tour	Temps
<b>2 ALLOT Sebastien</b>						
3						START
14	2:09.551		29.220	48.342	1	
30	4:11.825	45.504	29.004	47.766	2	2:02.274
47	6:14.610	45.449	29.369	47.967	3	2:02.785
63	8:16.703	45.409	29.220	47.464	4	2:02.093
80	10:18.435	45.237	29.114	47.381	5	2:01.732
97	12:20.338	45.242	29.192	47.469	6	2:01.903
114	14:22.561	45.453	29.332	47.438	7	2:02.223
131	16:24.737	45.268	29.493	47.415	8	2:02.176
148	18:27.387	45.415	29.594	47.641	9	2:02.650
165	20:29.684	45.501	29.464	47.332	10	2:02.297
182	22:32.009	45.503	29.370	47.452	11	2:02.325
199	24:34.331	45.477	29.295	47.550	12	2:02.322
216	26:36.726	45.638	29.153	47.604	13	2:02.395
227	28:02.407					FINISH
234	28:39.518	45.688	29.375	47.729	14	2:02.792



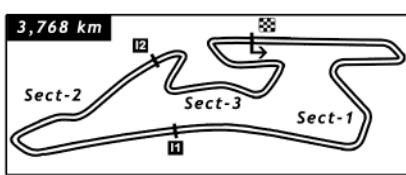
5 & 6 MAI 2012

Seq	Heure	Secteur 1	Secteur 2	Secteur 3	Tour	Temps
<b>6 RIEHL Mathilde</b>						
3						START
22	2:15.900		30.896	49.576	1	
39	4:23.513	47.297	30.676	49.640	2	2:07.613
56	6:31.414	47.531	31.059	49.311	3	2:07.901
73	8:39.858	47.470	31.271	49.703	4	2:08.444
90	10:47.201	47.321	30.768	49.254	5	2:07.343
107	12:56.138	47.438	31.008	50.491	6	2:08.937
124	15:05.550	47.828	31.635	49.949	7	2:09.412
141	17:14.090	47.427	31.516	49.597	8	2:08.540
158	19:21.861	47.187	31.213	49.371	9	2:07.771
175	21:29.951	46.950	31.438	49.702	10	2:08.090
192	23:38.277	47.217	31.665	49.444	11	2:08.326
209	25:46.621	47.390	31.427	49.527	12	2:08.344
226	27:54.425	46.994	31.313	49.497	13	2:07.804
227	28:02.407					FINISH
244	30:01.924	47.309	31.024	49.166	14	2:07.499



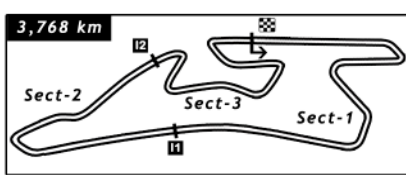
5 & 6 MAI 2012

Seq	Heure	Secteur 1	Secteur 2	Secteur 3	Tour	Temps
<b>7 CARREE Mickael</b>						
3						START
10	2:07.819		29.714	47.707	1	
28	4:11.116	45.305	29.234	48.758	2	2:03.297
45	6:13.678	45.522	29.471	47.569	3	2:02.562
62	8:15.137	45.018	29.338	47.103	4	2:01.459
79	10:16.961	45.063	29.402	47.359	5	2:01.824
96	12:18.820	45.025	29.313	47.521	6	2:01.859
113	14:20.608	45.073	29.414	47.301	7	2:01.788
130	16:22.594	45.194	29.422	47.370	8	2:01.986
147	18:24.835	45.247	29.693	47.301	9	2:02.241
164	20:26.982	45.304	29.483	47.360	10	2:02.147
181	22:29.209	45.444	29.455	47.328	11	2:02.227
198	24:31.258	45.362	29.424	47.263	12	2:02.049
215	26:33.331	45.410	29.189	47.474	13	2:02.073
227	28:02.407					FINISH
233	28:35.571	45.337	29.503	47.400	14	2:02.240



5 & 6 MAI 2012

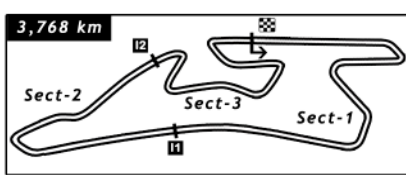
Seq	Heure	Secteur 1	Secteur 2	Secteur 3	Tour	Temps
<b>8 GUYONNET Xavier</b>						
3						START
11	2:08.161		29.688	47.842	1	
27	4:10.547	45.268	29.304	47.814	2	2:02.386
44	6:13.131	45.787	29.439	47.358	3	2:02.584
61	8:14.347	45.207	28.989	47.020	4	2:01.216
78	10:16.007	45.134	29.260	47.266	5	2:01.660
95	12:18.222	45.646	29.119	47.450	6	2:02.215
112	14:19.997	45.303	29.285	47.187	7	2:01.775
129	16:21.727	45.118	29.185	47.427	8	2:01.730
146	18:23.603	45.193	29.216	47.467	9	2:01.876
163	20:25.436	45.329	29.194	47.310	10	2:01.833
180	22:27.180	45.461	29.130	47.153	11	2:01.744
197	24:28.833	45.505	29.074	47.074	12	2:01.653
214	26:30.749	45.371	29.288	47.257	13	2:01.916
227	28:02.407					FINISH
232	28:32.635	45.262	29.154	47.470	14	2:01.886



5 & 6 MAI 2012

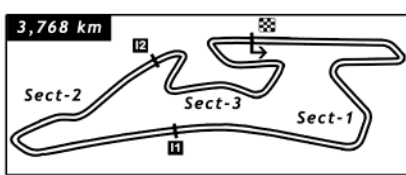
Seq	Heure	Secteur 1	Secteur 2	Secteur 3	Tour	Temps
<b>9 MAIO Guillaume</b>						
3						START
16	2:10.543		29.715	48.484	1	
33	4:13.944	45.899	29.575	47.927	2	2:03.401
50	6:17.220	45.949	29.744	47.583	3	2:03.276
67	8:20.115	45.785	29.751	47.359	4	2:02.895
84	10:23.277	45.765	29.664	47.733	5	2:03.162
101	12:26.412	45.876	29.629	47.630	6	2:03.135
118	14:29.765	45.730	30.001	47.622	7	2:03.353
135	16:33.076	45.744	29.891	47.676	8	2:03.311
152	18:36.793	46.014	29.943	47.760	9	2:03.717
169	20:40.190	45.742	29.783	47.872	10	2:03.397
186	22:43.368	45.698	29.796	47.684	11	2:03.178
203	24:46.600	45.912	29.724	47.596	12	2:03.232
220	26:50.074	45.970	29.755	47.749	13	2:03.474
227	28:02.407					FINISH
238	28:54.579	45.943	30.022	48.540	14	2:04.505





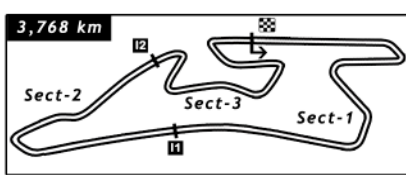
5 & 6 MAI 2012

Seq	Heure	Secteur 1	Secteur 2	Secteur 3	Tour	Temps
<b>12 NICOLLE Thomas</b>						
3						START
18	2:11.830		30.068	48.503	1	
35	4:15.322	45.901	29.829	47.762	2	2:03.492
52	6:18.270	45.538	29.861	47.549	3	2:02.948
69	8:21.454	45.768	29.693	47.723	4	2:03.184
86	10:25.023	45.707	29.944	47.918	5	2:03.569
103	12:28.591	45.605	29.982	47.981	6	2:03.568
120	14:33.311	46.933	29.953	47.834	7	2:04.720
137	16:36.905	45.901	29.964	47.729	8	2:03.594
154	18:40.831	45.983	29.914	48.029	9	2:03.926
171	20:44.540	45.889	29.925	47.895	10	2:03.709
188	22:48.316	45.896	29.964	47.916	11	2:03.776
205	24:52.587	45.925	29.790	48.556	12	2:04.271
222	26:56.236	45.920	29.900	47.829	13	2:03.649
227	28:02.407					FINISH
240	29:00.990	46.251	30.568	47.935	14	2:04.754



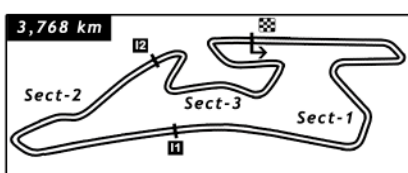
5 & 6 MAI 2012

Seq	Heure	Secteur 1	Secteur 2	Secteur 3	Tour	Temps
<b>13 PIGASSOU Frederic</b>						
3						START
19	2:12.346		29.674	49.601	1	
37	4:17.792	45.955	29.582	49.909	2	2:05.446
54	6:22.356	46.290	29.598	48.676	3	2:04.564
71	8:26.880	46.374	29.664	48.486	4	2:04.524
88	10:30.431	45.999	29.537	48.015	5	2:03.551
105	12:34.619	46.332	29.572	48.284	6	2:04.188
122	14:38.624	46.072	29.683	48.250	7	2:04.005
139	16:42.274	45.966	29.471	48.213	8	2:03.650
156	18:46.844	45.974	29.904	48.692	9	2:04.570
173	20:50.353	45.994	29.588	47.927	10	2:03.509
190	22:54.927	46.021	29.539	49.014	11	2:04.574
207	24:59.128	46.219	29.725	48.257	12	2:04.201
224	27:04.323	46.513	29.965	48.717	13	2:05.195
227	28:02.407					FINISH
242	29:10.963	47.819	30.102	48.719	14	2:06.640



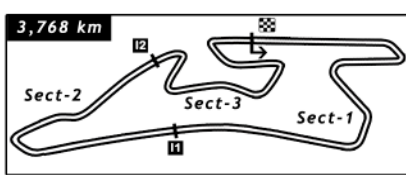
5 & 6 MAI 2012

Seq	Heure	Secteur 1	Secteur 2	Secteur 3	Tour	Temps
<b>15 POUGET David</b>						
3						START
6	2:05.502		29.259	46.758	1	
23	4:06.329	44.813	29.107	46.907	2	2:00.827
40	6:07.228	44.990	29.171	46.738	3	2:00.899
57	8:07.989	44.923	29.066	46.772	4	2:00.761
74	10:09.123	45.123	29.103	46.908	5	2:01.134
91	12:10.029	44.910	29.150	46.846	6	2:00.906
108	14:11.214	44.948	29.274	46.963	7	2:01.185
125	16:12.192	44.850	29.124	47.004	8	2:00.978
142	18:13.174	44.991	29.154	46.837	9	2:00.982
159	20:14.452	45.167	29.103	47.008	10	2:01.278
176	22:15.617	45.144	29.100	46.921	11	2:01.165
193	24:16.753	45.086	29.100	46.950	12	2:01.136
210	26:17.938	44.932	29.097	47.156	13	2:01.185
227	28:02.407					FINISH
228	28:18.792	44.961	28.991	46.902	14	2:00.854



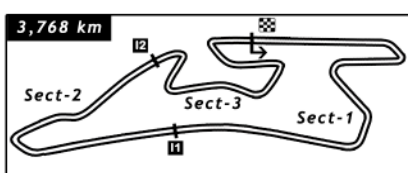
5 & 6 MAI 2012

Seq	Heure	Secteur 1	Secteur 2	Secteur 3	Tour	Temps
<b>16 GILLARDEAU Alexandre</b>						
3						START
13	2:09.097		29.845	48.055	1	
31	4:12.220	45.573	29.714	47.836	2	2:03.123
48	6:14.972	45.586	29.633	47.533	3	2:02.752
65	8:18.272	45.516	30.242	47.542	4	2:03.300
82	10:20.958	45.614	29.653	47.419	5	2:02.686
99	12:23.588	45.516	29.659	47.455	6	2:02.630
116	14:26.657	45.552	29.867	47.650	7	2:03.069
133	16:29.302	45.473	29.733	47.439	8	2:02.645
150	18:32.209	45.506	29.678	47.723	9	2:02.907
167	20:34.999	45.741	29.620	47.429	10	2:02.790
184	22:38.164	45.730	29.957	47.478	11	2:03.165
201	24:41.051	45.538	29.672	47.677	12	2:02.887
218	26:43.919	45.549	29.682	47.637	13	2:02.868
227	28:02.407					FINISH
236	28:47.044	45.788	29.646	47.691	14	2:03.125



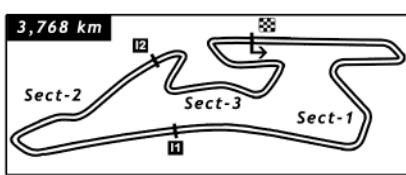
5 & 6 MAI 2012

Seq	Heure	Secteur 1	Secteur 2	Secteur 3	Tour	Temps
<b>18 COPPENS Eric</b>						
3						START
9	2:07.400		29.675	47.811	1	
24	4:09.493	45.101	29.362	47.630	2	2:02.093
43	6:12.417	46.545	29.280	47.099	3	2:02.924
60	8:13.582	44.990	29.144	47.031	4	2:01.165
77	10:14.472	44.804	29.074	47.012	5	2:00.890
94	12:15.798	44.732	29.171	47.423	6	2:01.326
111	14:17.900	45.027	29.711	47.364	7	2:02.102
128	16:19.577	45.197	29.270	47.210	8	2:01.677
145	18:21.203	44.996	29.245	47.385	9	2:01.626
162	20:22.915	45.093	29.285	47.334	10	2:01.712
179	22:24.761	45.220	29.307	47.319	11	2:01.846
196	24:26.436	45.030	29.363	47.282	12	2:01.675
213	26:28.195	44.965	29.378	47.416	13	2:01.759
227	28:02.407					FINISH
231	28:31.276	45.500	29.674	47.907	14	2:03.081



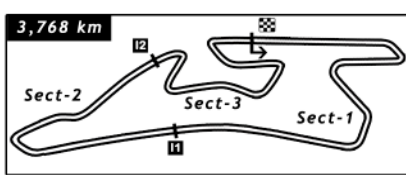
5 & 6 MAI 2012

Seq	Heure	Secteur 1	Secteur 2	Secteur 3	Tour	Temps
<b>20 MICOULEAU Guillaume</b>						
3						START
15	2:09.915		29.876	48.308	1	
32	4:13.129	45.803	29.845	47.566	2	2:03.214
49	6:15.872	45.732	29.564	47.447	3	2:02.743
66	8:18.881	45.470	29.800	47.739	4	2:03.009
83	10:21.642	45.617	29.392	47.752	5	2:02.761
100	12:24.490	45.505	29.654	47.689	6	2:02.848
117	14:27.517	45.579	29.895	47.553	7	2:03.027
134	16:30.423	45.615	29.790	47.501	8	2:02.906
151	18:33.279	45.503	29.535	47.818	9	2:02.856
168	20:36.185	45.696	29.440	47.770	10	2:02.906
185	22:39.163	45.691	29.595	47.692	11	2:02.978
202	24:41.982	45.606	29.599	47.614	12	2:02.819
219	26:44.769	45.648	29.615	47.524	13	2:02.787
227	28:02.407					FINISH
237	28:47.694	45.614	29.384	47.927	14	2:02.925



5 & 6 MAI 2012

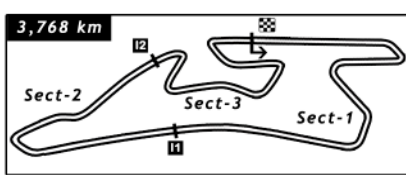
Seq	Heure	Secteur 1	Secteur 2	Secteur 3	Tour	Temps
<b>22 LE MARCHAND Damien</b>						
3						START
17	2:10.995		30.012	48.512	1	
34	4:14.538	45.921	29.677	47.945	2	2:03.543
51	6:17.778	45.652	29.825	47.763	3	2:03.240
68	8:20.795	45.441	29.791	47.785	4	2:03.017
85	10:23.773	45.443	29.716	47.819	5	2:02.978
102	12:26.868	45.812	29.639	47.644	6	2:03.095
119	14:30.388	45.688	29.867	47.965	7	2:03.520
136	16:33.625	45.537	29.833	47.867	8	2:03.237
153	18:37.328	45.888	29.824	47.991	9	2:03.703
170	20:40.657	45.741	29.634	47.954	10	2:03.329
187	22:44.042	45.553	29.973	47.859	11	2:03.385
204	24:47.521	45.551	29.676	48.252	12	2:03.479
221	26:50.545	45.572	29.530	47.922	13	2:03.024
227	28:02.407					FINISH
239	28:54.958	45.810	30.083	48.520	14	2:04.413



5 & 6 MAI 2012

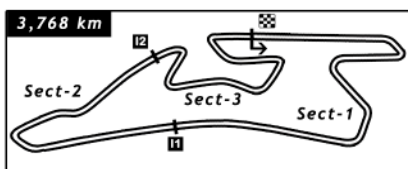
Seq	Heure	Secteur 1	Secteur 2	Secteur 3	Tour	Temps
<b>24 GUILLERMIN / DAUSSE</b>						
3						START
20	2:12.740		30.049	48.980	1	
36	4:17.187	46.457	29.944	48.046	2	2:04.447
53	6:21.072	45.834	29.783	48.268	3	2:03.885
70	8:25.074	45.866	29.563	48.573	4	2:04.002
87	10:28.895	45.957	29.931	47.933	5	2:03.821
104	12:33.099	46.249	29.695	48.260	6	2:04.204
121	14:36.509	45.880	29.625	47.905	7	2:03.410
138	16:40.274	45.975	29.976	47.814	8	2:03.765
155	18:44.072	45.997	30.152	47.649	9	2:03.798
172	20:47.427	45.682	29.484	48.189	10	2:03.355
189	22:51.427	46.218	30.151	47.631	11	2:04.000
206	24:55.972	46.201	29.938	48.406	12	2:04.545
223	26:59.931	45.942	29.789	48.228	13	2:03.959
227	28:02.407					FINISH
241	29:03.681	45.925	29.944	47.881	14	2:03.750





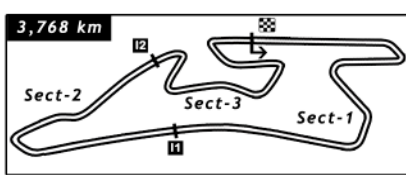
5 & 6 MAI 2012

Seq	Heure	Secteur 1	Secteur 2	Secteur 3	Tour	Temps
<b>25 MAIRE Jean-Christophe</b>						
3						START
21	2:13.413		30.064	49.083	1	
38	4:18.717	46.774	30.043	48.487	2	2:05.304
55	6:23.983	46.707	30.008	48.551	3	2:05.266
72	8:28.616	46.617	29.820	48.196	4	2:04.633
89	10:33.186	46.200	29.889	48.481	5	2:04.570
106	12:38.437	46.389	29.805	49.057	6	2:05.251
123	14:42.147	45.886	29.801	48.023	7	2:03.710
140	16:46.181	45.949	29.706	48.379	8	2:04.034
157	18:50.097	45.945	29.816	48.155	9	2:03.916
174	20:54.312	46.065	29.753	48.397	10	2:04.215
191	22:59.017	46.055	29.702	48.948	11	2:04.705
208	25:04.027	46.559	29.866	48.585	12	2:05.010
225	27:08.339	46.112	29.619	48.581	13	2:04.312
227	28:02.407					FINISH
243	29:12.658	46.256	29.810	48.253	14	2:04.319



5 & 6 MAI 2012

Seq	Heure	Secteur 1	Secteur 2	Secteur 3	Tour	Temps
<b>27 CASTAGNE Benoît</b>						
3						START
7	2:06.959		29.690	47.944	1	
26	4:10.101	44.756	29.476	48.910	2	2:03.142
42	6:11.939	45.672	29.084	47.082	3	2:01.838
59	8:13.083	44.793	29.336	47.015	4	2:01.144
76	10:13.869	44.769	29.037	46.980	5	2:00.786
93	12:14.834	44.793	28.983	47.189	6	2:00.965
110	14:16.681	45.178	29.278	47.391	7	2:01.847
127	16:18.101	45.156	29.044	47.220	8	2:01.420
144	18:19.778	45.151	29.006	47.520	9	2:01.677
161	20:21.636	45.204	29.294	47.360	10	2:01.858
178	22:23.729	45.350	29.328	47.415	11	2:02.093
195	24:25.547	45.276	29.294	47.248	12	2:01.818
212	26:27.100	45.161	29.131	47.261	13	2:01.553
227	28:02.407					FINISH
230	28:28.928	45.180	29.147	47.501	14	2:01.828



5 & 6 MAI 2012

Seq	Heure	Secteur 1	Secteur 2	Secteur 3	Tour	Temps
<b>44 JOLIVET Florent</b>						
3						START
12	2:08.614		29.791	47.888	1	
29	4:11.450	45.175	29.506	48.155	2	2:02.836
46	6:14.245	45.386	29.626	47.783	3	2:02.795
64	8:17.084	45.235	29.586	48.018	4	2:02.839
81	10:19.295	45.277	29.495	47.439	5	2:02.211
98	12:21.917	45.320	29.407	47.895	6	2:02.622
115	14:24.444	45.524	29.418	47.585	7	2:02.527
132	16:26.913	45.367	29.585	47.517	8	2:02.469
149	18:29.447	45.398	29.529	47.607	9	2:02.534
166	20:32.016	45.450	29.574	47.545	10	2:02.569
183	22:34.316	45.368	29.503	47.429	11	2:02.300
200	24:36.632	45.447	29.401	47.468	12	2:02.316
217	26:38.746	45.347	29.182	47.585	13	2:02.114
227	28:02.407					FINISH
235	28:41.541	45.494	29.593	47.708	14	2:02.795