

CLASSEMENT GENERAL PROVISOIRE

Date: 25/07/2021

Heure: 18:00:08

Page: 1 / 3

Pos	N°	Pilote	Grp	Cl	Positions Grp	Positions Cl	Voiture	Course 1	Course 2	Course 3	Total	Ecart 1er	Ecart préc.
Série A: Voitures de Sport													
1	1	SCHATZ Geoffrey	DE	E2S 3A	1	1	Nova Proto NP01-2 CF	1:28.150	1:28.900	1:28.358	2:56.508		
2	3	BOURGEON Fabien	DE	E2S 3A	2	2	Revolt 3P0 CF	1:31.801	1:31.895	1:31.611	3:03.412	+06.904	+0:06.904
3	↑ 7	RITCHEN Billy	DE	E2S 3A	3	3	Nova Proto NP01 CF	1:32.404	1:32.719	1:32.133	3:04.537	+08.029	+0:01.125
4	↓ 16	CHAMBEROD Damien	DE	E2S 3A	4	4	Norma M20 FC CF	1:32.542	1:32.011		3:04.553	+08.045	+0:00.016
5	5	PETIT Kévin	DE	CN +	1	1	Norma M20 FC CF	1:33.188	1:32.611		3:05.799	+09.291	+0:01.246
6	35	PERNOT Etienne	DE	CN 2	2	1	Norma M20 FC CF	1:39.461	1:38.742	1:38.371	3:17.113	+20.605	+0:11.314
7	20	SAPIN Marcel	DE	DE 8	1	1	Tatuus Formula Master	1:39.453	1:39.613	1:38.984	3:18.437	+21.929	+0:01.324
8	6	COTLEUR Maxime	DE	CN 2	3	2	Norma M20 FC CF	1:39.976	1:39.768	1:38.791	3:18.559	+22.051	+0:00.122
9	49	LANSARD Cédric	DE	CN 3	4	1	Osella PA 20S	1:39.452	1:40.508	1:39.838	3:19.290	+22.782	+0:00.731
10	10	GUDET Cindy	DE	DE 8	2	2	Tatuus Formula Master FA CF	1:41.390	1:41.199	1:40.789	3:21.988	+25.480	+0:02.698
11	↑ 9	PONCHANT Fabien	DE	DE 8	3	3	Tatuus Formula Master CF	1:41.733	1:41.948	1:40.828	3:22.561	+26.053	+0:00.573
12	23	FLANDY Fabrice	DE	DE 8	4	4	Tatuus Formula Master	1:41.281	1:41.756	1:41.690	3:22.971	+26.463	+0:00.410
13	↓ 26	CHOLLEY Ludovic	DE	DE 5S	5	1	Dallara F308 Mercedes	1:41.184	1:41.848	1:41.968	3:23.032	+26.524	+0:00.061
14	↑ 15	ZEMP Michel	CH	E2S 2A	5	1	Norma M20 FC	1:44.397	1:42.410	1:41.886	3:24.296	+27.788	+0:01.264
15	↑ 29	BRUN Didier	DE	DE 5S	6	2	Dallara F302	1:42.512	1:43.158	1:42.324	3:24.836	+28.328	+0:00.540
16	↓ 47	MAYEUR Pierre	DE	DE 4	7	1	Martini MK 62	1:43.061	1:42.427	1:42.607	3:25.034	+28.526	+0:00.198
17	22	GERARD Steeve	DE	DE 5S	8	3	Dallara F312 CF	1:43.181	1:42.848	1:42.445	3:25.293	+28.785	+0:00.259
18	↓ 21	GUTH Samuel	DE	DE 5S	9	4	Dallara F311 Volkswagen CF	1:43.178	1:42.212	1:43.333	3:25.390	+28.882	+0:00.097
19	↑ 54	BERREUR Olivier	DE	CN 3	5	2	Norma M20 F	1:44.777	1:43.439	1:42.493	3:25.932	+29.424	+0:00.542
20	↓ 51	LE BELLER Anthony	DE	CN 2	6	3	Norma M20 FC CF	1:44.568	1:42.962	1:43.002	3:25.964	+29.456	+0:00.032
21	↑ 34	EGLI Philip	CH	DE 4	10	2	Dallara F393	1:46.347	1:44.056	1:43.810	3:27.866	+31.358	+0:01.902
22	↓ 50	PERNOT Marc	DE	DE 7	11	1	Tatuus FR2013 JA CF	1:44.979	1:44.447	1:44.548	3:28.995	+32.487	+0:01.129
23	25	CHOLLEY Patrick	DE	DE 5S	12	5	Dallara F306 Mercedes CF	1:44.653	1:45.903	1:44.976	3:29.629	+33.121	+0:00.634
24	40	THOLY Yves	DE	CM	7	1	Speedcar GTR CF	1:45.994	1:46.291	1:46.605	3:32.285	+35.777	+0:02.656
25	53	CHIOCCI Enzo	DE	CN 2	8	4	Norma M20 FC JA CF	1:47.671	1:47.468	1:46.210	3:33.678	+37.170	+0:01.393
26	46	MARTIN Christian	DE	DE 4	13	3	Martini MK 81	1:47.459	1:48.184	1:48.738	3:35.643	+39.135	+0:01.965
27	56	SAPIN Alain	DE	CN 2	9	5	Norma M20 F	1:48.886	1:49.012	1:50.521	3:37.898	+41.390	+0:02.255
28	↑ 44	DOJAT Maxime	DE	CM	10	2	Tracking RC 01B JA CF		1:49.589	1:48.389	3:37.978	+41.470	+0:00.080
29	↑ 27	PIC Sébastien	DE	DE 5S	14	6	Dallara F3	1:49.975	1:50.914	1:48.948	3:38.923	+42.415	+0:00.945
30	↓ 28	BOXBERGER Julien	DE	DE 5S	15	7	Dallara F395	1:49.237	1:50.506	1:50.034	3:39.271	+42.763	+0:00.348
31	↓ 36	CHAUMONT Didier	DE	DE 7	16	2	Tatuus FR2013 CF	1:49.033	1:50.652	1:50.574	3:39.607	+43.099	+0:00.336
32	↓ 31	COQUET Stanislas	DE	DE 7	17	3	Tatuus FR2004	1:50.623	1:49.906	1:50.020	3:39.926	+43.418	+0:00.319
33	↓ 32	BRENOT Benjamin	DE	DE 7	18	4	Tatuus FR2000	1:50.927	1:50.420	1:50.564	3:40.984	+44.476	+0:01.058
34	↓ 59	TOURILLON Robert	DE	CN 2	11	6	Norma M20 FC	1:50.448	1:51.134	1:52.759	3:41.582	+45.074	+0:00.598
35	↓ 42	THOMAS Emilien	DE	CM	12	3	Tracking RC 01 CF	1:51.940	1:51.077	1:51.034	3:42.111	+45.603	+0:00.529
36	↓ 48	BERTIN Thierry	DE	DE 1	19	1	Dallara PB 09	1:51.351	1:51.679	1:51.308	3:42.659	+46.151	+0:00.548
37	↓ 33	BRENOT Thierry	DE	DE 7	20	5	Tatuus FR	1:53.793	1:49.346	2:20.745	3:43.139	+46.631	+0:00.480
38	43	TISSOT Jean-Marc	DE	CM	13	4	BRC 49 Evo CF	1:54.389	1:51.679	1:51.949	3:43.628	+47.120	+0:00.489
39	52	LOUVET Jean-Jacques	DE	CN 2	14	7	Norma M20 F CF	1:54.253	1:51.993	1:51.688	3:43.681	+47.173	+0:00.053
40	↓ 58	POULET William	DE	CN 2	15	8	Norma M20 FC	1:53.575	1:50.181		3:43.756	+47.248	+0:00.075
41	24	LABROSSE Sandrine	DE	DE 5S	21	8	Dallara F302 FA	1:55.201	1:54.219	1:52.620	3:46.839	+50.331	+0:03.083
42	↓ 57	POULET Nicolas	DE	CNF 2	16	9	Norma M20	1:53.416	1:53.642	1:54.405	3:47.058	+50.550	+0:00.219
43	↑ 37	FERSTLER Dorian	DE	DE 7	22	6	Tatuus FR2013 CF	1:49.483		2:00.909	3:50.392	+53.884	+0:03.334
44	↓ 61	RECORDIER Jean-Marie	DE	CM	17	5	BRC B49	1:55.964	1:55.945	1:56.577	3:51.909	+55.401	+0:01.517
45	↓ 60	DELORME Bernard	DE	CNF 1	18	1	Radical Prosport	2:01.359	1:59.966	1:59.859	3:59.825	+1:03.317	+0:07.916

CLASSEMENT GENERAL PROVISOIRE

Date: 25/07/2021

Heure: 18:00:08

Page: 2 / 3









Pos	N°	Pilote	Grp	Cl	Positions Grp	Positions Cla	Voiture	Course 1	Course 2	Course 3	Total	Ecart 1er	Ecart préc.
46	↓ 62	GONTIER Michel	CM		19	6	BRC B49	1:59.170	2:01.442	2:00.785	3:59.955	+1:03.447	+0:00.130
47	↓ 55	COMETA Pierre	CNF	2	20	10	PRC	2:07.929	2:08.243	2:08.766	4:16.172	+1:19.664	+0:16.217
Série B: Voitures de Production													
1	102	GARCES Ronald	GTT	4	1	1	Audi R8 LMS Ultra CF	1:45.316	1:46.720	1:45.119	3:30.435		
2	114	POINSIGNON Yannick	GTT	4	2	2	BMW M3 E92 CF	1:46.986	1:46.143	1:45.663	3:31.806	+01.371	+0:01.371
3	103	DUBOIS Anthony	GT	2	1	1	Alpine A110 CF	1:51.745	1:51.737	1:51.911	3:43.482	+13.047	+0:11.676
4	130	POINSIGNON Christophe	FC	4	1	1	Simca CG Turbo CF	1:53.656	1:51.977	1:52.127	3:44.104	+13.669	+0:00.622
5	104	DOSIERES Francis	GT	2	2	2	Alpine A110 CF	1:53.150	1:52.498	1:53.458	3:45.648	+15.213	+0:01.544
6	140	POPE Jean-Pierre	A	4	1	1	Peugeot 308 Cup CF	1:57.000	1:56.967	1:57.543	3:53.967	+23.532	+0:08.319
7	141	GARCIA Stéphane	A	4	2	2	Peugeot 308 Cup CF	1:57.794	1:58.030	2:11.203	3:55.824	+25.389	+0:01.857
8	↑ 142	BRUNET Manuel	A	4	3	3	Peugeot 308 Cup CF	2:01.290	1:59.642	1:57.437	3:57.079	+26.644	+0:01.255
9	↓ 135	BOUHIN Geoffroy	A	5	4	1	Seat Leon Supercopa MK2 CF	1:59.261	1:59.647	1:59.389	3:58.650	+28.215	+0:01.571
10	↑ 134	GRANIER Nicolas	A	5	5	2	Seat Leon Supercopa MK2 CF	2:01.314	1:59.566	1:59.110	3:58.676	+28.241	+0:00.026
11	↓ 173	DURASSIER Samuel	F2	3	1	1	Honda Civic Type R CF	1:59.571	1:59.709	2:00.129	3:59.280	+28.845	+0:00.604
12	↓ 149	GILLET Guillaume	FN	4	1	1	Mitsubishi Lancer Evo 9	2:00.711	1:59.566	2:00.705	4:00.271	+29.836	+0:00.991
13	↓ 167	PERRET Cédric	F2	3	2	2	BMW Compact	2:00.601	2:00.048	2:00.994	4:00.649	+30.214	+0:00.378
14	↑ 109	MARION Philippe	GT	2	3	3	Porsche 997 GT2 CF	2:01.472	2:01.475	1:59.536	4:01.008	+30.573	+0:00.359
15	↓ 121	GANDOLFO Jean-Marc	GTT	3	3	1	BMW M3 E46 GTR CF	2:01.555	2:01.061	2:01.149	4:02.210	+31.775	+0:01.202
16	110	CAT Pascal	FN	4	2	2	Renault Mégane RS CF	2:01.081	2:02.131	2:01.831	4:02.912	+32.477	+0:00.702
17	131	DENISET Didier	FC	4	2	2	Renault R5 Maxi	2:03.328	2:01.231	2:02.527	4:03.758	+33.323	+0:00.846
18	170	BOULLENGER Christian	F2	3	3	3	Renault Clio 2 RS CF	2:03.328	2:03.158	2:05.448	4:06.486	+36.051	+0:02.728
19	133	LANSARD Dominique	FC	3	3	1	Peugeot 205	2:03.597	2:04.845	2:04.006	4:07.603	+37.168	+0:01.117
20	↑ 139	PERRAUD Alain	A	5	6	3	Seat Leon Supercopa MK2 CF	2:48.494	1:59.824	2:10.425	4:10.249	+39.814	+0:02.646
21	↑ 150	PASSAQUET Maxence	A	4	7	4	Renault Clio 4 CF	2:05.910	2:06.272	2:05.001	4:10.911	+40.476	+0:00.662
22	↓ 146	ROGNON Flavien	A	3	8	1	Renault Clio R3	2:06.412	2:05.177	2:06.013	4:11.190	+40.755	+0:00.279
23	↓ 125	MAUREL Jean-Jacques	GTT	2	4	1	Peugeot RCZ Cup CF	2:06.573	2:05.055	2:06.639	4:11.628	+41.193	+0:00.438
24	118	DEMARE Christophe	GTT	1	5	1	Mitjet	2:07.546	2:07.672	2:05.880	4:13.426	+42.991	+0:01.798
25	↓ 126	LESTIENNE Jean-Michel	GTT	1	6	2	Mitjet 1400	2:07.697	2:07.087	2:06.993	4:14.080	+43.645	+0:00.654
26	↓ 177	MABILON Rémi	F2	1	4	1	Peugeot 205 Rallye	2:11.291	2:08.566	2:07.091	4:15.657	+45.222	+0:01.577
27	↓ 151	BINEAU Michel	FA	3	9	2	Nissan Almera CF	2:11.155	2:08.941	2:10.080	4:19.021	+48.586	+0:03.364
28	↓ 147	DIAZ Matthieu	A	3	10	3	Renault Clio 3 Cup	2:10.596	2:10.488	2:11.889	4:21.084	+50.649	+0:02.063
29	176	PAYNEAU Gilbert	F2	2	5	1	Peugeot 205 GTI	2:10.012	2:14.274	2:11.423	4:21.435	+51.000	+0:00.351
30	↓ 175	SAMANI Richard	F2	3	6	4	Renault Clio Ragnotti	2:11.073	2:11.914	2:10.752	4:21.825	+51.390	+0:00.390
31	↓ 155	DUBUIS Sébastien	FN	3	3	1	Honda Civic type R	2:13.042	2:13.707	2:15.209	4:26.749	+56.314	+0:04.924
32	↓ 160	NOUVEAU Julien	FN	2	4	1	Honda Civic VTI CF	2:13.233	2:14.373	2:14.055	4:27.288	+56.853	+0:00.539
33	↓ 144	PAUTARD Nicolas	FA	2	11	1	Citroën Saxo	2:16.477	2:15.304	2:13.994	4:29.298	+58.863	+0:02.010
34	↓ 174	BOUCAUD Roland	F2	3	7	5	Volkswagen Golf GTI	2:16.019	2:16.457	2:13.661	4:29.680	+59.245	+0:00.382
35	↓ 156	MAYENSON Gérard	FN	2	5	2	Peugeot 106 S16	2:17.136	2:17.318	2:17.113	4:34.249	+1:03.814	+0:04.569
36	↓ 172	CLAVEL Arnaud	F2	3	8	6	Peugeot 309 GTI 16S CF	2:17.939	2:17.725	2:17.255	4:34.980	+1:04.545	+0:00.731
37	↓ 180	DODILLE Aurore	F2	2	9	2	Citroën C2 16S FB CF	2:16.488	2:19.310	2:19.120	4:35.608	+1:05.173	+0:00.628
38	↓ 153	KOSK Alain	FN	3	6	2	Renault Clio Williams	2:18.838	2:18.906	2:17.594	4:36.432	+1:05.997	+0:00.824
39	152	MARION Quentin	FN	3	7	3	Peugeot	2:21.384	2:18.964	2:19.107	4:38.071	+1:07.636	+0:01.639
40	↓ 111	LAFOSSE Elodie	FA	1	12	1	Peugeot 106 FB CF	2:19.627	2:20.358	2:22.411	4:39.985	+1:09.550	+0:01.914
41	↓ 145	JOUBERT Noël	FA	4	13	5	Renault Mégane DCI	2:23.916	2:22.961	2:23.357	4:46.318	+1:15.883	+0:06.333
42	165	BONCOMPAIN Joris	FN	1	8	1	Peugeot 205 Rallye	2:25.160	2:23.972	2:23.164	4:47.136	+1:16.701	+0:00.818
43	162	DEPRELE Daniel	FN	1	9	2	Peugeot 106 XSI	2:28.362	2:28.741	2:31.696	4:57.103	+1:26.668	+0:09.967

CLASSEMENT GENERAL PROVISoire

Date: 25/07/2021

Heure: 18:00:08

Page: 3 / 3

Pos	N°	Pilote	Grp	Cl	Positions Grp	Positions Cl	Voiture	Course 1	Course 2	Course 3	Total	Ecart 1er	Ecart préc.
44	164	DESMARIS Mickaël	 	FN 1	10	3	Peugeot 106 Rallye	2:30.924	2:31.051	2:32.017	5:01.975	+1:31.540	+0:04.872
45	163	ROGNON Alexandre	 	FN 1	11	4	Citroën AX GTI	2:35.621	2:32.403	2:50.063	5:08.024	+1:37.589	+0:06.049
46	166	QUINTANA Jeronimo	 	F2 3	10	7	Peugeot 206	2:35.744	2:35.140	2:34.999	5:10.139	+1:39.704	+0:02.115
47	161	RENAUDIER Sébastien	 	FN 1	12	5	Peugeot 106 XSI	2:40.291	2:39.824	2:45.984	5:20.115	+1:49.680	+0:09.976

Non classés

148	PEREIRA Tom	 	FN 4				BMW M3 E36	2:06.319					
	Sortie de route sans gravité 2ème montée de course												
14	FRANTZ Cyrille	 	E2S 3A				Osella PA 30T						
	Sortie de route sans gravité aux essais libres												
132	GURTNER Didier	 	FC 3				BMW 2002 TI Alpina						
	N'a effectuée aucune montée de course												
117	DEMARE Daniel	 	GTT 1				Mitjet 1300	2:13.963					
	Sortie de route sans gravité 2ème montée de course												

JA = Jeune -25ans série A JB = Jeune -25ans série B FA = Féminin série A FB = Féminin série B CF = Chpt France